



2009-2010 GMT Quarterly Report for District (or Undistricted) **District 4 C1**

GMT: **DANA M BIGGS**

Location: **CALIFORNIA**

GMT CA: **1**

CLUBS

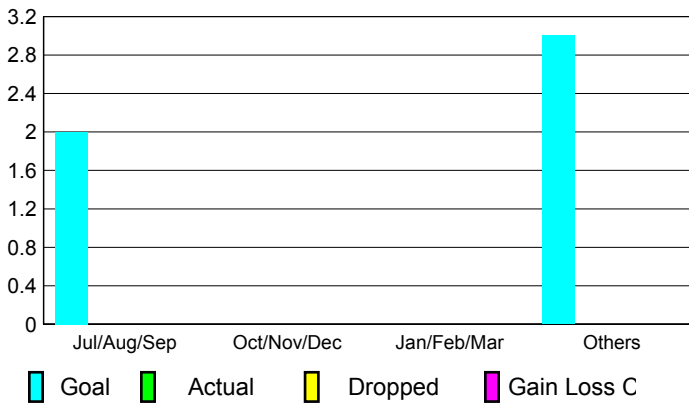
**Club Results
2009-2010**

**Clubs
2008-2009**

Month	New Club Goal	Actual New Clubs	Actual Dropped Clubs	Gain/Loss of Clubs	Gain/Loss of Clubs
Jul/Aug/Sep	2	0	0	0	0
Oct/Nov/Dec	0	0	0	0	0
Jan/Feb/Mar	0	0	0	0	0
Apr/May/June	3	0	0	0	0
Totals	5	0	0	0	0


Club Results 2009-2010

Goal, New, Dropped, Gain/Loss



Comparison of Club Gain/Loss

Current Year Compared to the Previous Year



YTD Status Quo Clubs 2009-2010

Status Quo Clubs Compared to Status Quo Members



MEMBERSHIP

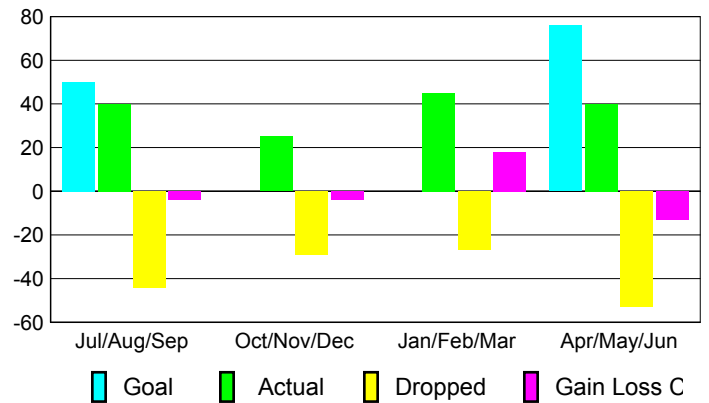
**Membership Results
2009-2010**

**Membership
2008-2009**

Month	Net Memb Goal	Actual New Memb	Actual Dropped Memb	Gain/Loss of Memb	Gain/Loss of Memb
Jul/Aug/Sep	50	40	-44	-4	-24
Oct/Nov/Dec	0	25	-29	-4	-16
Jan/Feb/Mar	0	45	-27	18	-14
Apr/May/June	76	40	-53	-13	-16
Totals	126	150	-153	-3	-70

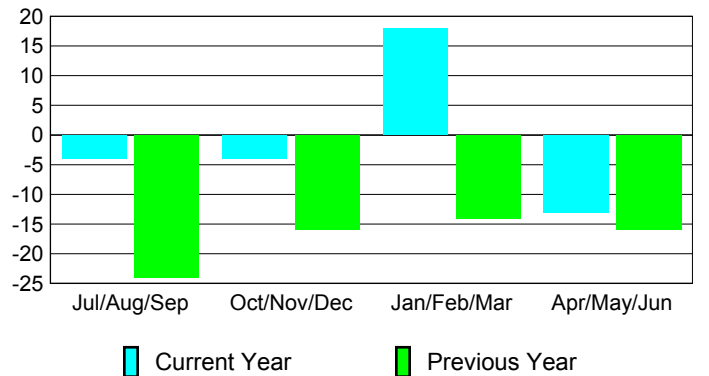
Membership Results 2009-2010

Goal, New, Dropped, Gain/Loss

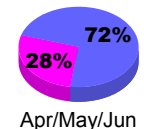
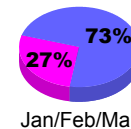
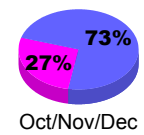
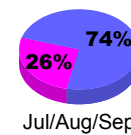


Comparison of Membership Gain/Loss

Current Year Compared to the Previous Year



Gender Comparison 2009-2010



Male

Female



2009-2010 GMT Quarterly Report for District (or Undistricted) **District 4 C2**

GMT: **DANA M BIGGS**

Location: **CALIFORNIA**

GMT CA: **1**

CLUBS

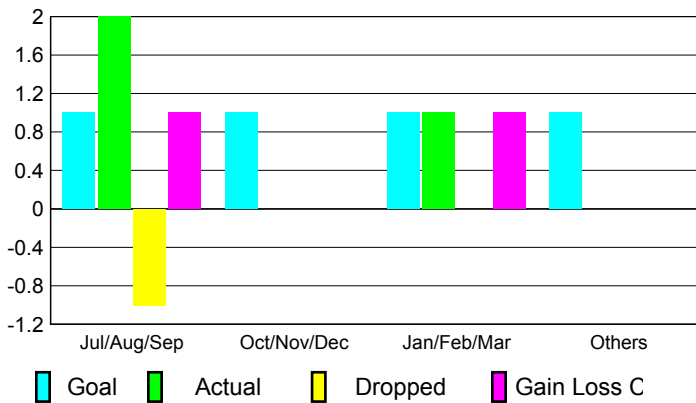
Club Results
2009-2010

Clubs
2008-2009

Month	New Club Goal	Actual New Clubs	Actual Dropped Clubs	Gain/Loss of Clubs	Gain/Loss of Clubs
Jul/Aug/Sep	1	2	-1	1	0
Oct/Nov/Dec	1	0	0	0	0
Jan/Feb/Mar	1	1	0	1	1
Apr/May/Jun	1	0	0	0	0
Totals	4	3	-1	2	1

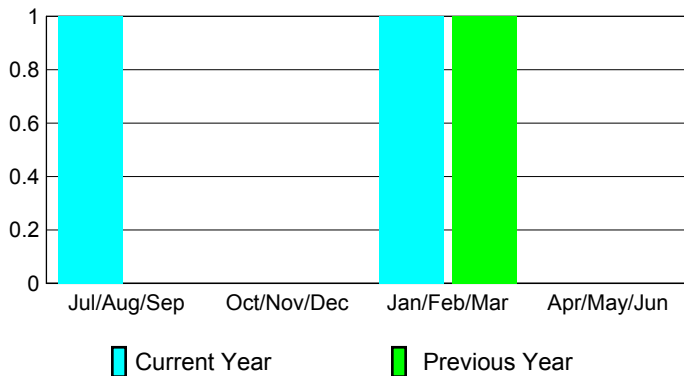
Club Results 2009-2010

Goal, New, Dropped, Gain/Loss



Comparison of Club Gain/Loss

Current Year Compared to the Previous Year



YTD Status Quo Clubs 2009-2010

Status Quo Clubs Compared to Status Quo Members



MEMBERSHIP

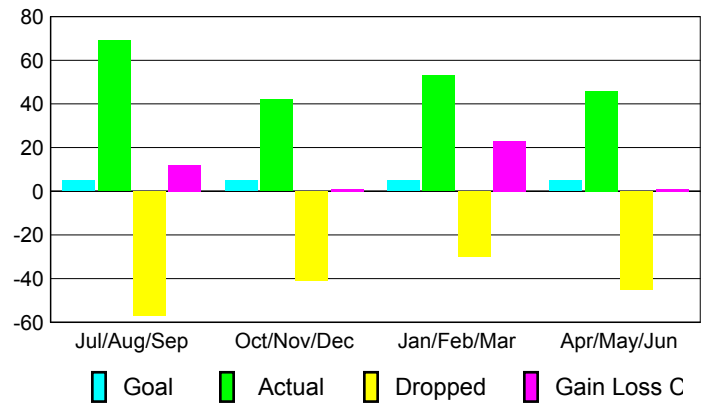
Membership Results
2009-2010

Membership
2008-2009

Month	Net Memb Goal	Actual New Memb	Actual Dropped Memb	Gain/Loss of Memb	Gain/Loss of Memb
Jul/Aug/Sep	5	69	-57	12	-10
Oct/Nov/Dec	5	42	-41	1	-33
Jan/Feb/Mar	5	53	-30	23	26
Apr/May/Jun	5	46	-45	1	15
Totals	20	210	-173	37	-2

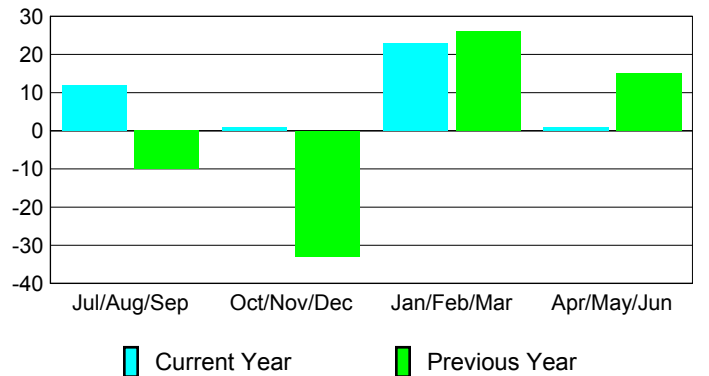
Membership Results 2009-2010

Goal, New, Dropped, Gain/Loss

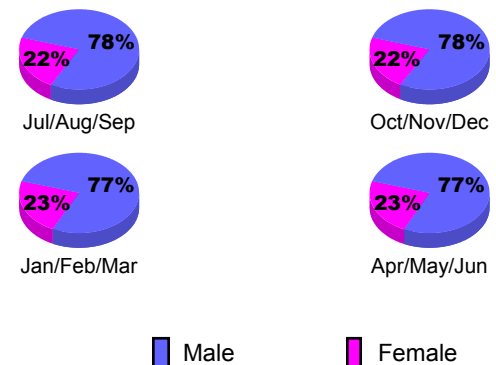


Comparison of Membership Gain/Loss

Current Year Compared to the Previous Year



Gender Comparison 2009-2010





2009-2010 GMT Quarterly Report for District (or Undistricted) **District 4 C3**

GMT: **DANA M BIGGS**

Location: **CALIFORNIA**

GMT CA: **1**

CLUBS

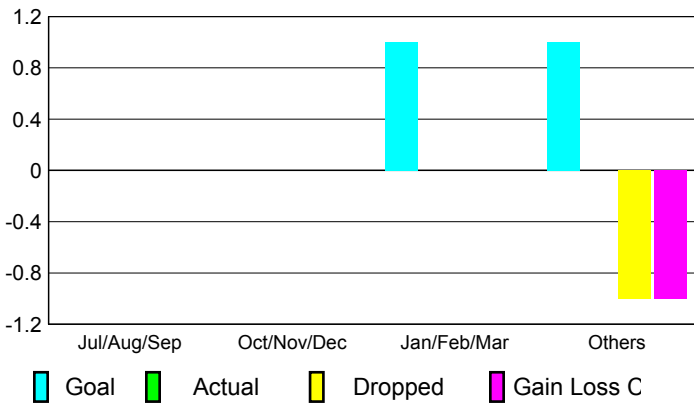
Club Results
2009-2010

Clubs
2008-2009

Month	New Club Goal	Actual New Clubs	Actual Dropped Clubs	Gain/Loss of Clubs	Gain/Loss of Clubs
Jul/Aug/Sep	0	0	0	0	0
Oct/Nov/Dec	0	0	0	0	0
Jan/Feb/Mar	1	0	0	0	0
Apr/May/June	1	0	-1	-1	0
Totals	2	0	-1	-1	0


Club Results 2009-2010

Goal, New, Dropped, Gain/Loss



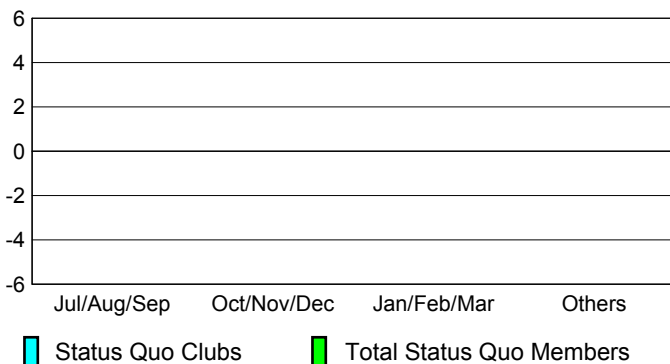
Comparison of Club Gain/Loss

Current Year Compared to the Previous Year



YTD Status Quo Clubs 2009-2010

Status Quo Clubs Compared to Status Quo Members



MEMBERSHIP

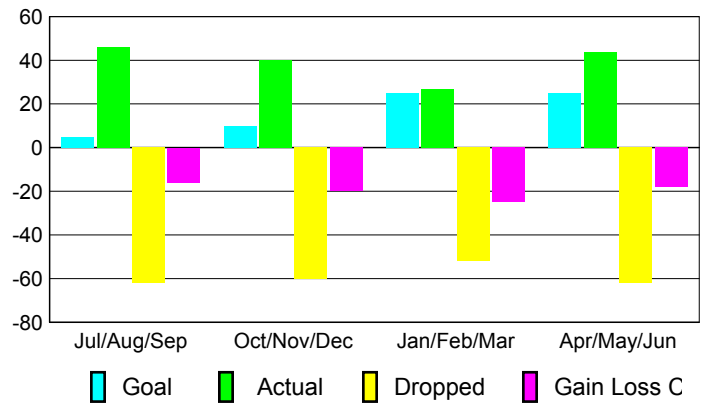
Membership Results
2009-2010

Membership
2008-2009

Month	Net Memb Goal	Actual New Memb	Actual Dropped Memb	Gain/Loss of Memb	Gain/Loss of Memb
Jul/Aug/Sep	5	46	-62	-16	5
Oct/Nov/Dec	10	40	-60	-20	-3
Jan/Feb/Mar	25	27	-52	-25	11
Apr/May/June	25	44	-62	-18	-25
Totals	65	157	-236	-79	-12

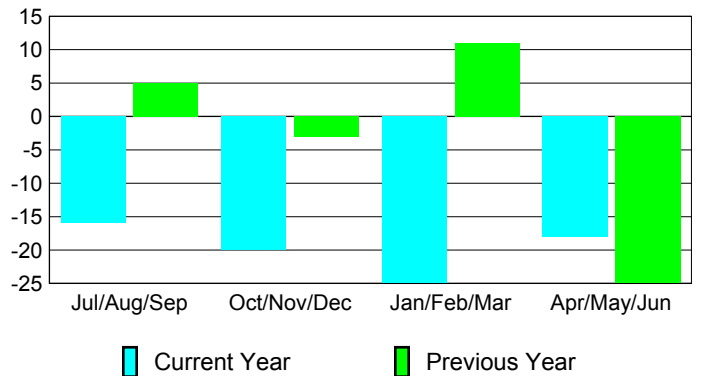
Membership Results 2009-2010

Goal, New, Dropped, Gain/Loss

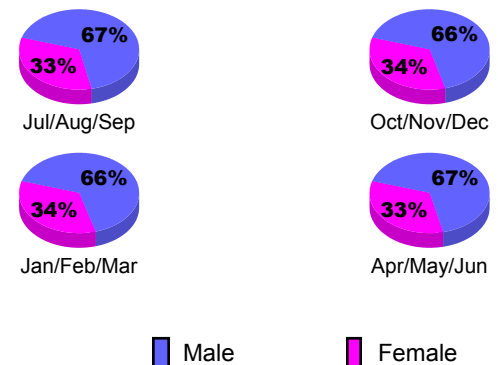


Comparison of Membership Gain/Loss

Current Year Compared to the Previous Year



Gender Comparison 2009-2010





2009-2010 GMT Quarterly Report for District (or Undistricted) **District 4 C4**

GMT: **DANA M BIGGS**

Location: **CALIFORNIA**

GMT CA: **1**

CLUBS

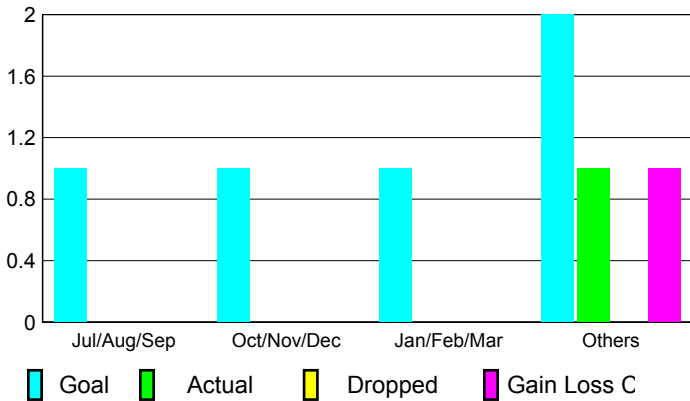
**Club Results
2009-2010**

**Clubs
2008-2009**

Month	New Club Goal	Actual New Clubs	Actual Dropped Clubs	Gain/Loss of Clubs	Gain/Loss of Clubs
Jul/Aug/Sep	1	0	0	0	0
Oct/Nov/Dec	1	0	0	0	0
Jan/Feb/Mar	1	0	0	0	0
Apr/May/June	2	1	0	1	1
Totals	5	1	0	1	1

Club Results 2009-2010

Goal, New, Dropped, Gain/Loss



MEMBERSHIP

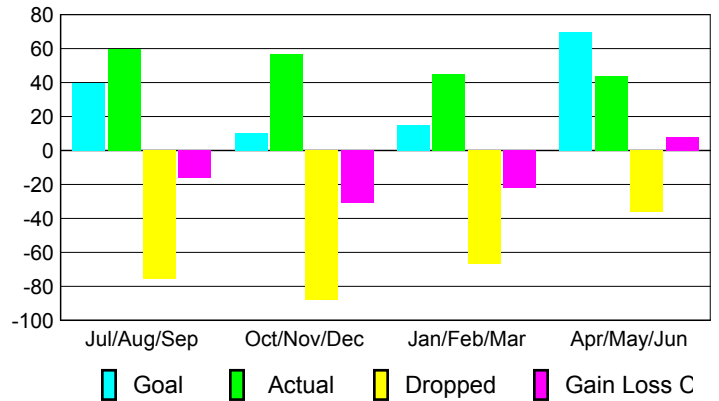
**Membership Results
2009-2010**

**Membership
2008-2009**

Month	Net Memb Goal	Actual New Memb	Actual Dropped Memb	Gain/Loss of Memb	Gain/Loss of Memb
Jul/Aug/Sep	40	60	-76	-16	-14
Oct/Nov/Dec	10	57	-88	-31	-13
Jan/Feb/Mar	15	45	-67	-22	-2
Apr/May/June	70	44	-36	8	54
Totals	135	206	-267	-61	25


Membership Results 2009-2010

Goal, New, Dropped, Gain/Loss



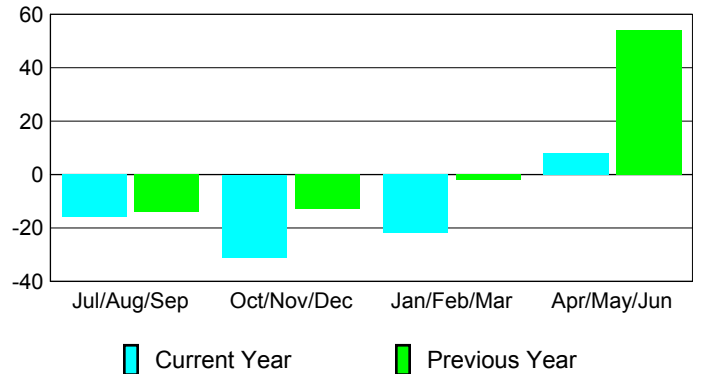
Comparison of Club Gain/Loss

Current Year Compared to the Previous Year



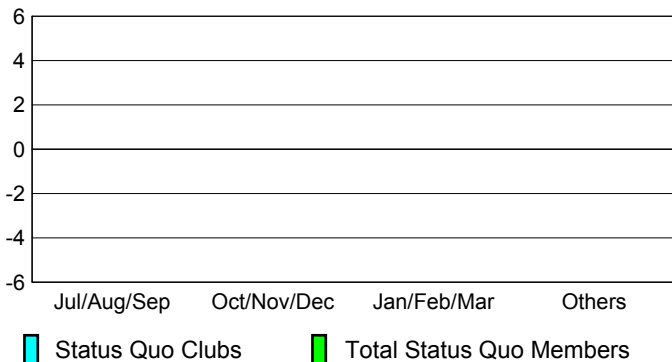
Comparison of Membership Gain/Loss

Current Year Compared to the Previous Year

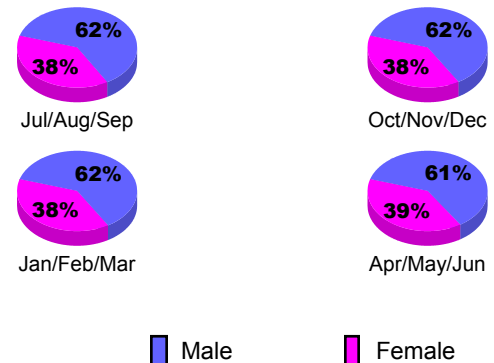


YTD Status Quo Clubs 2009-2010

Status Quo Clubs Compared to Status Quo Members



Gender Comparison 2009-2010





2009-2010 GMT Quarterly Report for District (or Undistricted) **District 4 C5**

GMT: **DANA M BIGGS**

Location: **CALIFORNIA**

GMT CA: **1**

CLUBS

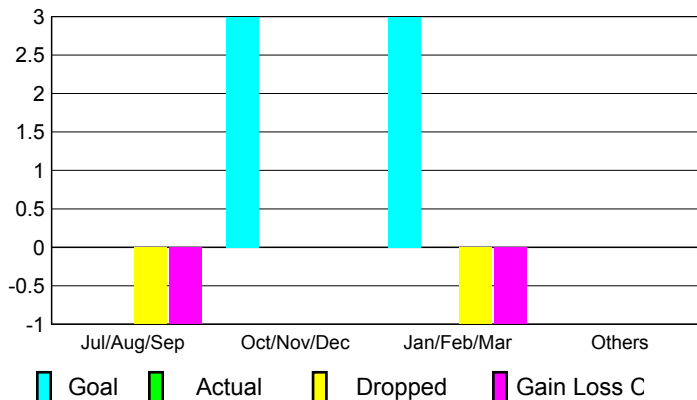
Club Results
2009-2010

Clubs
2008-2009

Month	New Club Goal	Actual New Clubs	Actual Dropped Clubs	Gain/Loss of Clubs	Gain/Loss of Clubs
Jul/Aug/Sep	0	0	-1	-1	-1
Oct/Nov/Dec	3	0	0	0	1
Jan/Feb/Mar	3	0	-1	-1	0
Apr/May/June	0	0	0	0	0
Totals	6	0	-2	-2	0

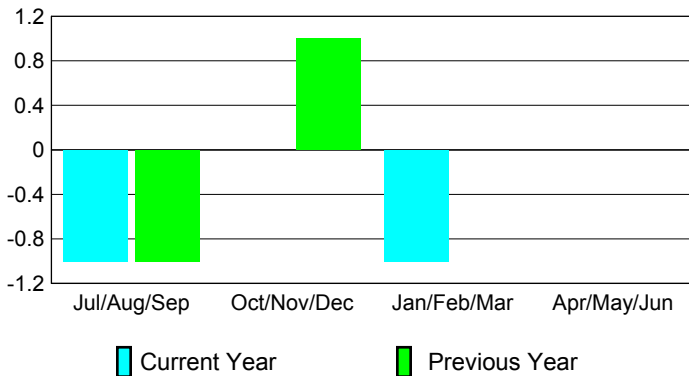
Club Results 2009-2010

Goal, New, Dropped, Gain/Loss



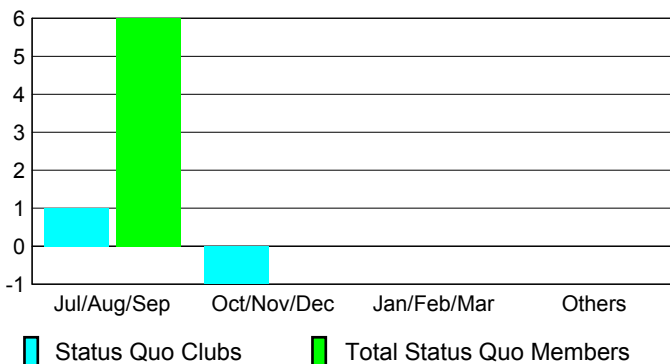
Comparison of Club Gain/Loss

Current Year Compared to the Previous Year



YTD Status Quo Clubs 2009-2010

Status Quo Clubs Compared to Status Quo Members



MEMBERSHIP

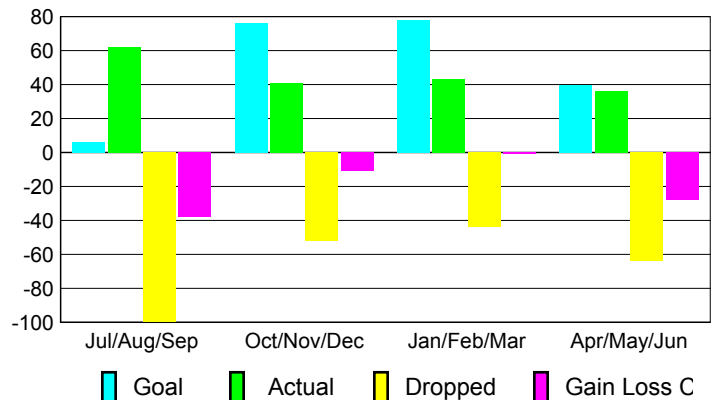
Membership Results
2009-2010

Membership
2008-2009

Month	Net Memb Goal	Actual New Memb	Actual Dropped Memb	Gain/Loss of Memb	Gain/Loss of Memb
Jul/Aug/Sep	6	62	-100	-38	-59
Oct/Nov/Dec	76	41	-52	-11	-10
Jan/Feb/Mar	78	43	-44	-1	17
Apr/May/June	40	36	-64	-28	-11
Totals	200	182	-260	-78	-63

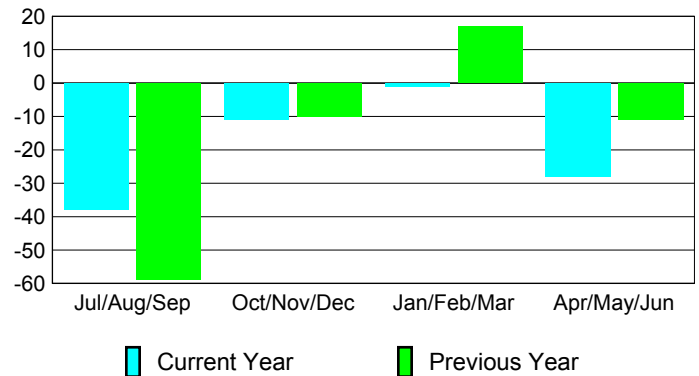
Membership Results 2009-2010

Goal, New, Dropped, Gain/Loss

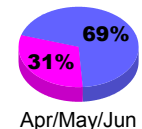
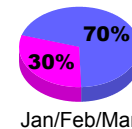
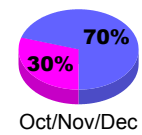
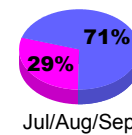


Comparison of Membership Gain/Loss

Current Year Compared to the Previous Year



Gender Comparison 2009-2010



Male

Female



2009-2010 GMT Quarterly Report for District (or Undistricted) **District 4 C6**

GMT: **DANA M BIGGS**

Location: **CALIFORNIA**

GMT CA: **1**

CLUBS

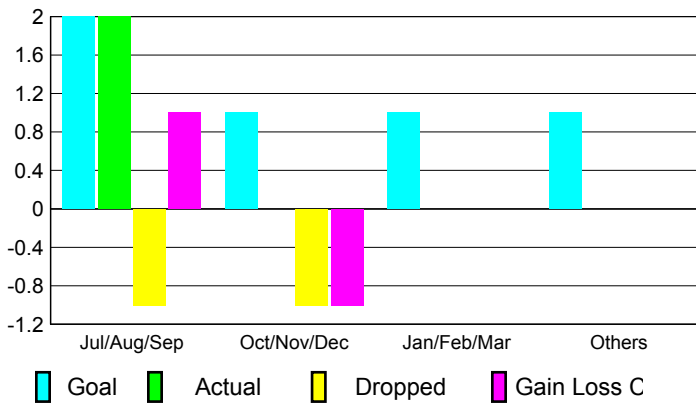
Club Results
2009-2010

Clubs
2008-2009

Month	New Club Goal	Actual New Clubs	Actual Dropped Clubs	Gain/Loss of Clubs	Gain/Loss of Clubs
Jul/Aug/Sep	2	2	-1	1	0
Oct/Nov/Dec	1	0	-1	-1	0
Jan/Feb/Mar	1	0	0	0	0
Apr/May/June	1	0	0	0	1
Totals	5	2	-2	0	1

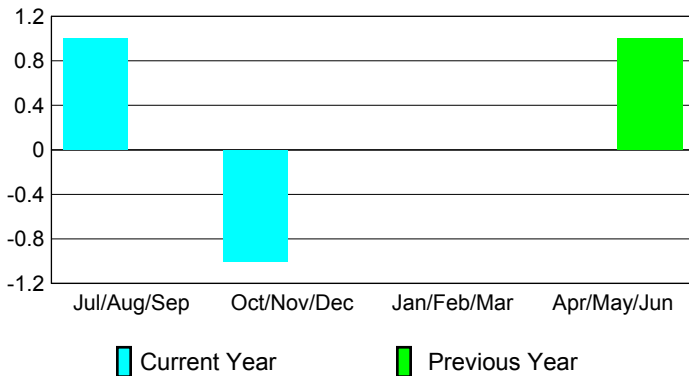
Club Results 2009-2010

Goal, New, Dropped, Gain/Loss



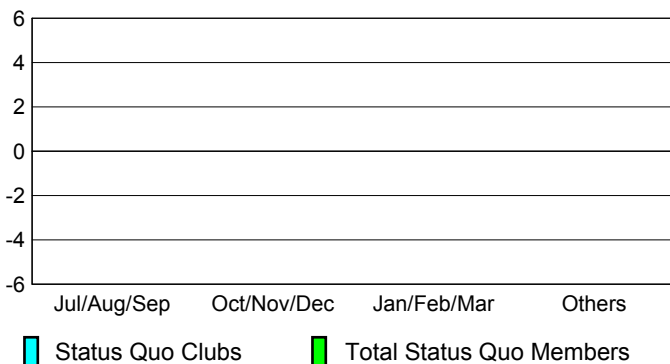
Comparison of Club Gain/Loss

Current Year Compared to the Previous Year



YTD Status Quo Clubs 2009-2010

Status Quo Clubs Compared to Status Quo Members



MEMBERSHIP

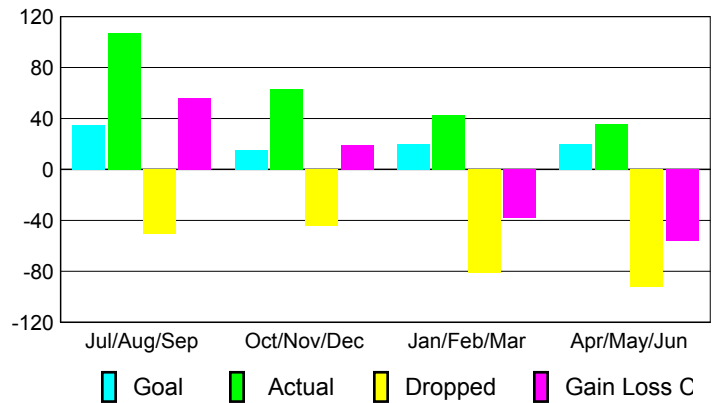
Membership Results
2009-2010

Membership
2008-2009

Month	Net Memb Goal	Actual New Memb	Actual Dropped Memb	Gain/Loss of Memb	Gain/Loss of Memb
Jul/Aug/Sep	35	107	-51	56	6
Oct/Nov/Dec	15	63	-44	19	6
Jan/Feb/Mar	20	43	-81	-38	1
Apr/May/June	20	36	-92	-56	18
Totals	90	249	-268	-19	31

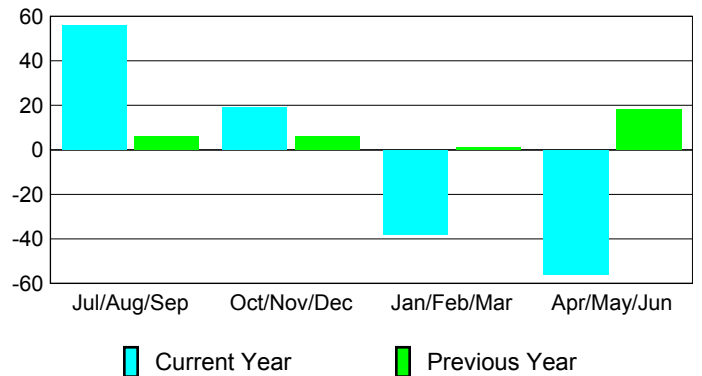
Membership Results 2009-2010

Goal, New, Dropped, Gain/Loss

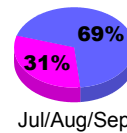


Comparison of Membership Gain/Loss

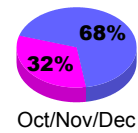
Current Year Compared to the Previous Year



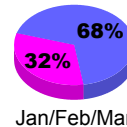
Gender Comparison 2009-2010



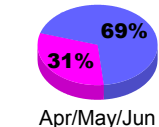
Jul/Aug/Sep



Oct/Nov/Dec



Jan/Feb/Mar



Apr/May/June

Male

Female



2009-2010 GMT Quarterly Report for District (or Undistricted) **District 4 A1**

GMT: **DANA M BIGGS**

Location: **CALIFORNIA**

GMT CA: **1**

CLUBS

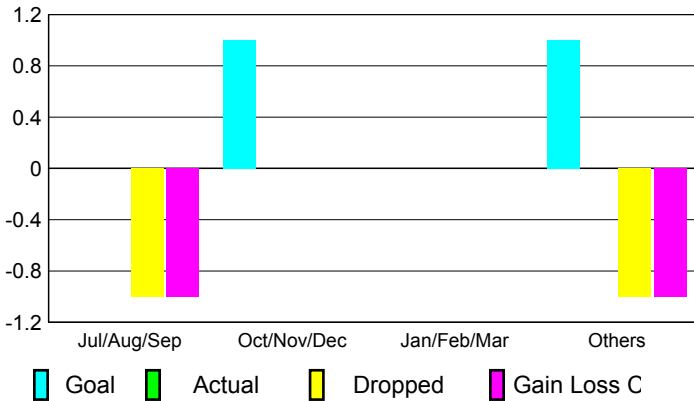
**Club Results
2009-2010**

**Clubs
2008-2009**

Month	New Club Goal	Actual New Clubs	Actual Dropped Clubs	Gain/Loss of Clubs	Gain/Loss of Clubs
Jul/Aug/Sep	0	0	-1	-1	0
Oct/Nov/Dec	1	0	0	0	0
Jan/Feb/Mar	0	0	0	0	0
Apr/May/June	1	0	-1	-1	1
Totals	2	0	-2	-2	1


Club Results 2009-2010

Goal, New, Dropped, Gain/Loss



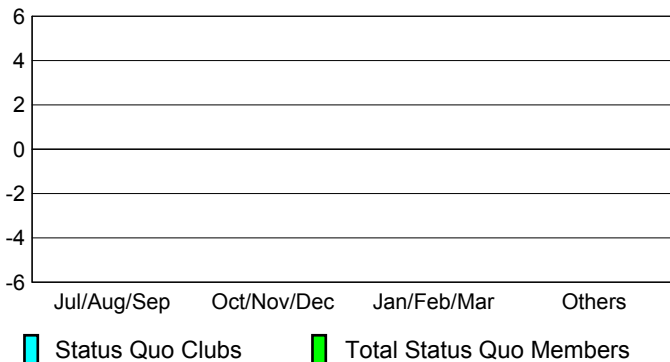
Comparison of Club Gain/Loss

Current Year Compared to the Previous Year



YTD Status Quo Clubs 2009-2010

Status Quo Clubs Compared to Status Quo Members



MEMBERSHIP

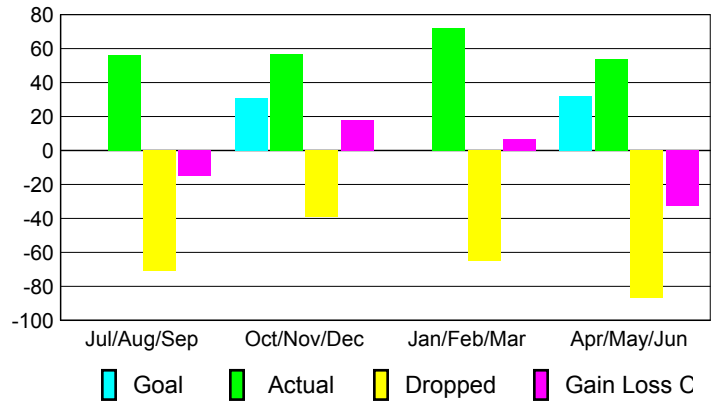
**Membership Results
2009-2010**

**Membership
2008-2009**

Month	Net Memb Goal	Actual New Memb	Actual Dropped Memb	Gain/Loss of Memb	Gain/Loss of Memb
Jul/Aug/Sep	0	56	-71	-15	-11
Oct/Nov/Dec	31	57	-39	18	5
Jan/Feb/Mar	0	72	-65	7	5
Apr/May/June	32	54	-87	-33	11
Totals	63	239	-262	-23	10

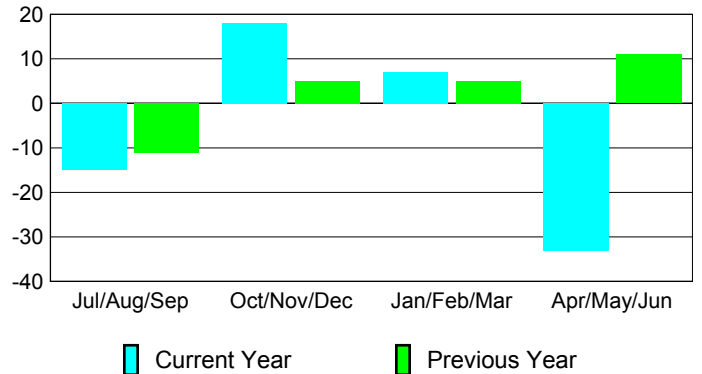
Membership Results 2009-2010

Goal, New, Dropped, Gain/Loss

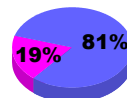


Comparison of Membership Gain/Loss

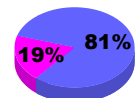
Current Year Compared to the Previous Year



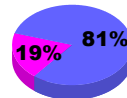
Gender Comparison 2009-2010



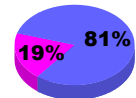
Jul/Aug/Sep



Oct/Nov/Dec



Jan/Feb/Mar



Apr/May/June

Male

Female



2009-2010 GMT Quarterly Report for District (or Undistricted) **District 4 A2**

GMT: **DANA M BIGGS**

Location: **CALIFORNIA**

GMT CA: **1**

CLUBS

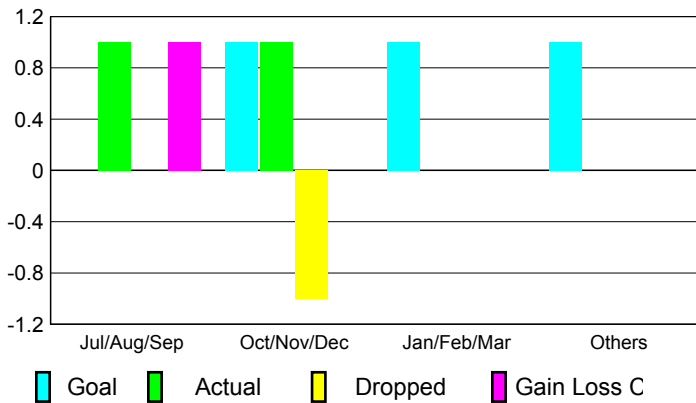
Club Results
2009-2010

Clubs
2008-2009

Month	New Club Goal	Actual New Clubs	Actual Dropped Clubs	Gain/Loss of Clubs	Gain/Loss of Clubs
Jul/Aug/Sep	0	1	0	1	0
Oct/Nov/Dec	1	1	-1	0	0
Jan/Feb/Mar	1	0	0	0	0
Apr/May/June	1	0	0	0	0
Totals	3	2	-1	1	0


Club Results 2009-2010

Goal, New, Dropped, Gain/Loss



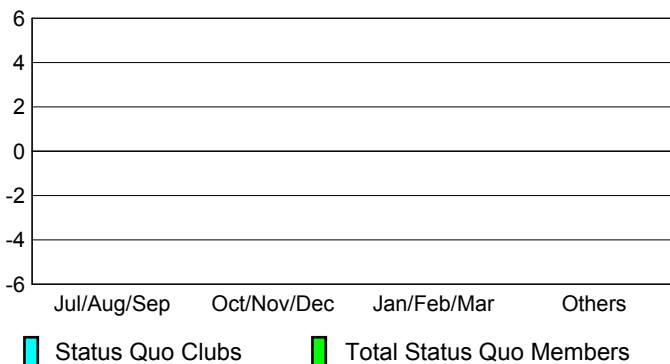
Comparison of Club Gain/Loss

Current Year Compared to the Previous Year



YTD Status Quo Clubs 2009-2010

Status Quo Clubs Compared to Status Quo Members



MEMBERSHIP

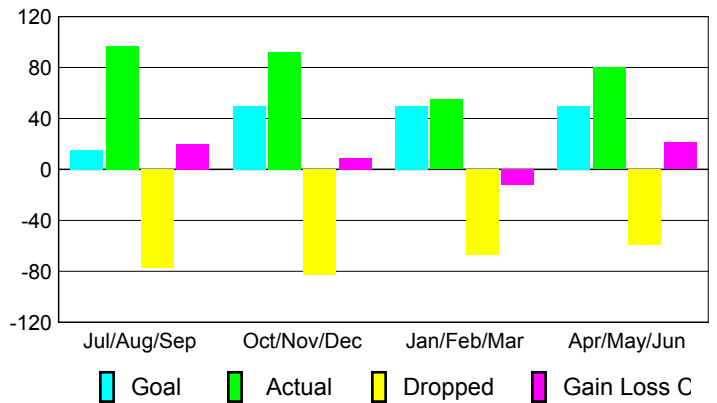
Membership Results
2009-2010

Membership
2008-2009

Month	Net Memb Goal	Actual New Memb	Actual Dropped Memb	Gain/Loss of Memb	Gain/Loss of Memb
Jul/Aug/Sep	15	97	-77	20	-12
Oct/Nov/Dec	50	92	-83	9	-1
Jan/Feb/Mar	50	55	-67	-12	-10
Apr/May/June	50	80	-59	21	-23
Totals	165	324	-286	38	-46

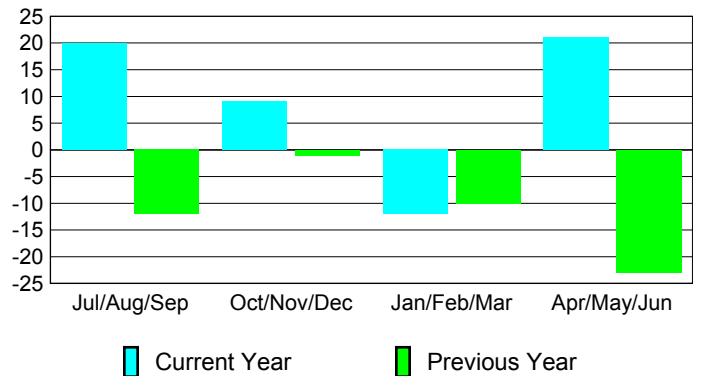
Membership Results 2009-2010

Goal, New, Dropped, Gain/Loss

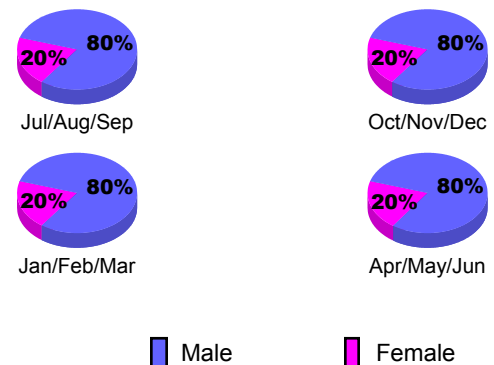


Comparison of Membership Gain/Loss

Current Year Compared to the Previous Year



Gender Comparison 2009-2010





2009-2010 GMT Quarterly Report for District (or Undistricted) **District 4 A3**

GMT: **DANA M BIGGS**

Location: **CALIFORNIA**

GMT CA: **1**

CLUBS

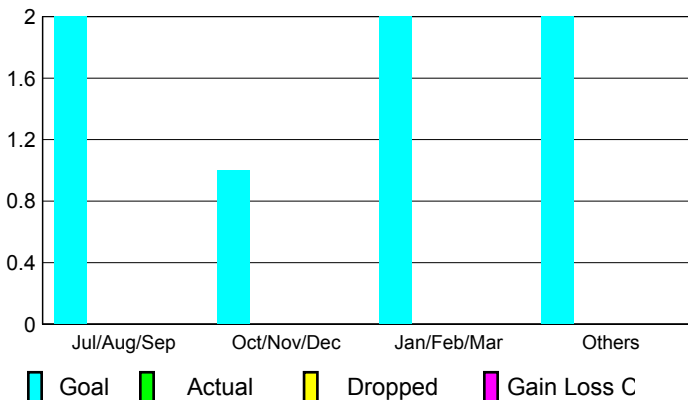
Club Results
2009-2010

Clubs
2008-2009

Month	New Club Goal	Actual New Clubs	Actual Dropped Clubs	Gain/Loss of Clubs	Gain/Loss of Clubs
Jul/Aug/Sep	2	0	0	0	0
Oct/Nov/Dec	1	0	0	0	0
Jan/Feb/Mar	2	0	0	0	0
Apr/May/June	2	0	0	0	0
Totals	7	0	0	0	0


Club Results 2009-2010

Goal, New, Dropped, Gain/Loss



Comparison of Club Gain/Loss

Current Year Compared to the Previous Year



YTD Status Quo Clubs 2009-2010

Status Quo Clubs Compared to Status Quo Members



MEMBERSHIP

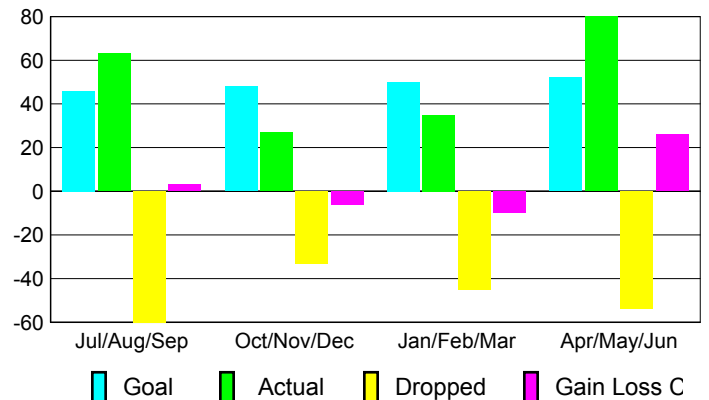
Membership Results
2009-2010

Membership
2008-2009

Month	Net Memb Goal	Actual New Memb	Actual Dropped Memb	Gain/Loss of Memb	Gain/Loss of Memb
Jul/Aug/Sep	46	63	-60	3	-12
Oct/Nov/Dec	48	27	-33	-6	-6
Jan/Feb/Mar	50	35	-45	-10	-10
Apr/May/June	52	80	-54	26	2
Totals	196	205	-192	13	-26

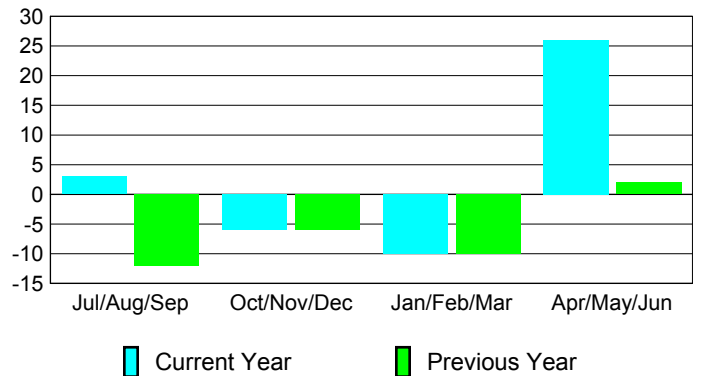
Membership Results 2009-2010

Goal, New, Dropped, Gain/Loss

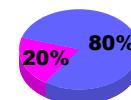


Comparison of Membership Gain/Loss

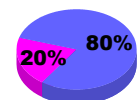
Current Year Compared to the Previous Year



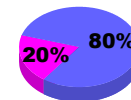
Gender Comparison 2009-2010



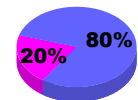
Jul/Aug/Sep



Oct/Nov/Dec



Jan/Feb/Mar



Apr/May/June

Male

Female



2009-2010 GMT Quarterly Report for District (or Undistricted) **District 4 L1**

GMT: **DANA M BIGGS**

Location: **CALIFORNIA**

GMT CA: **1**

CLUBS

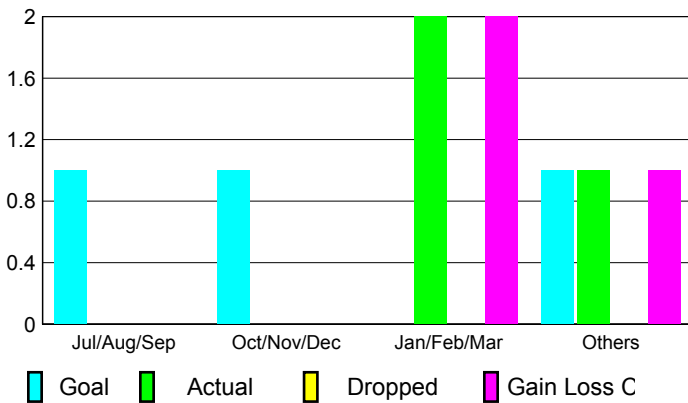
Club Results
2009-2010

Clubs
2008-2009

Month	New Club Goal	Actual New Clubs	Actual Dropped Clubs	Gain/Loss of Clubs	Gain/Loss of Clubs
Jul/Aug/Sep	1	0	0	0	0
Oct/Nov/Dec	1	0	0	0	0
Jan/Feb/Mar	0	2	0	2	0
Apr/May/June	1	1	0	1	0
Totals	3	3	0	3	0

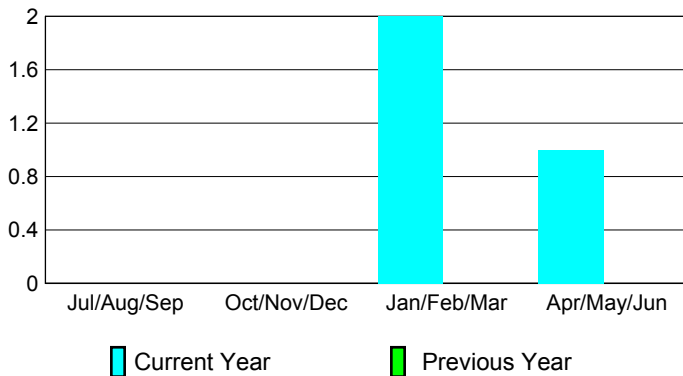
Club Results 2009-2010

Goal, New, Dropped, Gain/Loss



Comparison of Club Gain/Loss

Current Year Compared to the Previous Year



YTD Status Quo Clubs 2009-2010

Status Quo Clubs Compared to Status Quo Members



MEMBERSHIP

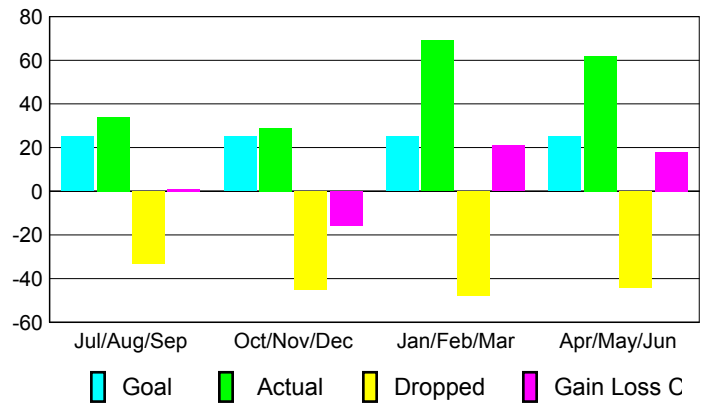
Membership Results
2009-2010

Membership
2008-2009

Month	Net Memb Goal	Actual New Memb	Actual Dropped Memb	Gain/Loss of Memb	Gain/Loss of Memb
Jul/Aug/Sep	25	34	-33	1	5
Oct/Nov/Dec	25	29	-45	-16	-4
Jan/Feb/Mar	25	69	-48	21	-7
Apr/May/June	25	62	-44	18	-31
Totals	100	194	-170	24	-37

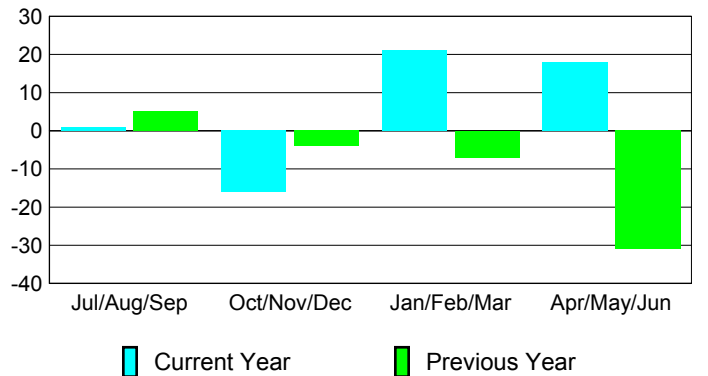
Membership Results 2009-2010

Goal, New, Dropped, Gain/Loss

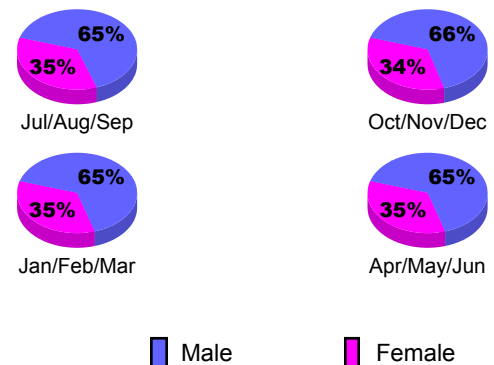


Comparison of Membership Gain/Loss

Current Year Compared to the Previous Year



Gender Comparison 2009-2010





2009-2010 GMT Quarterly Report for District (or Undistricted) **District 4 L2**

GMT: **DANA M BIGGS**

Location: **CALIFORNIA**

GMT CA: **1**

CLUBS

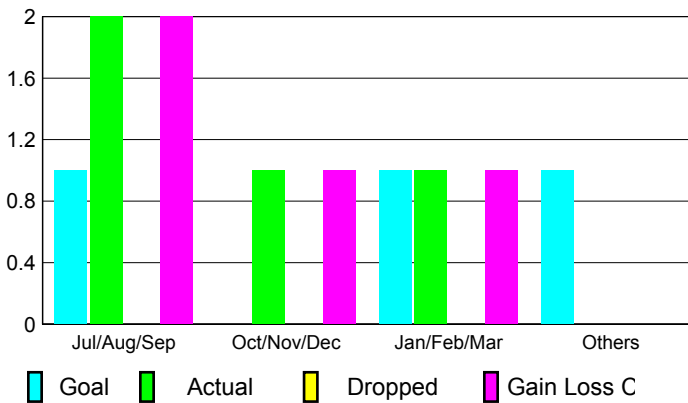
Club Results
2009-2010

Clubs
2008-2009

Month	New Club Goal	Actual New Clubs	Actual Dropped Clubs	Gain/Loss of Clubs	Gain/Loss of Clubs
Jul/Aug/Sep	1	2	0	2	0
Oct/Nov/Dec	0	1	0	1	0
Jan/Feb/Mar	1	1	0	1	1
Apr/May/June	1	0	0	0	0
Totals	3	4	0	4	1

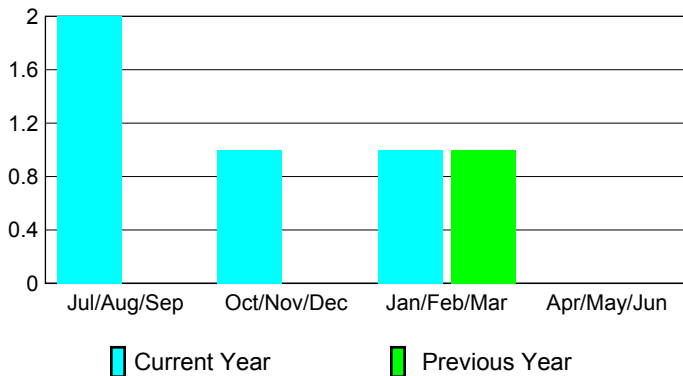
Club Results 2009-2010

Goal, New, Dropped, Gain/Loss



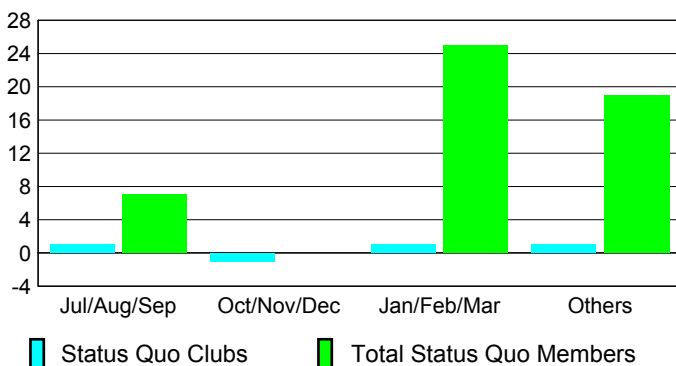
Comparison of Club Gain/Loss

Current Year Compared to the Previous Year



YTD Status Quo Clubs 2009-2010

Status Quo Clubs Compared to Status Quo Members



MEMBERSHIP

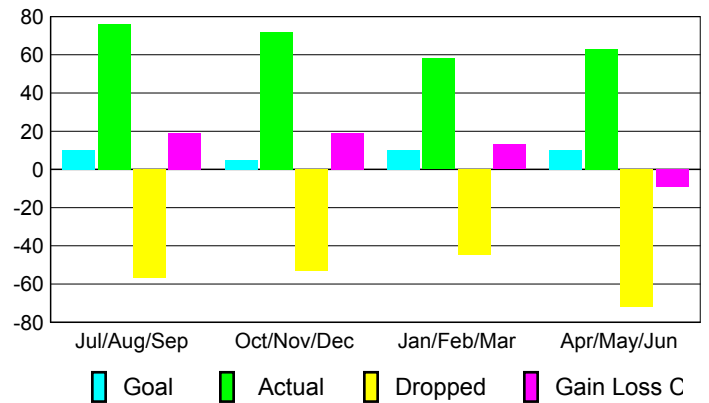
Membership Results
2009-2010

Membership
2008-2009

Month	Net Memb Goal	Actual New Memb	Actual Dropped Memb	Gain/Loss of Memb	Gain/Loss of Memb
Jul/Aug/Sep	10	76	-57	19	-12
Oct/Nov/Dec	5	72	-53	19	8
Jan/Feb/Mar	10	58	-45	13	22
Apr/May/June	10	63	-72	-9	-8
Totals	35	269	-227	42	10

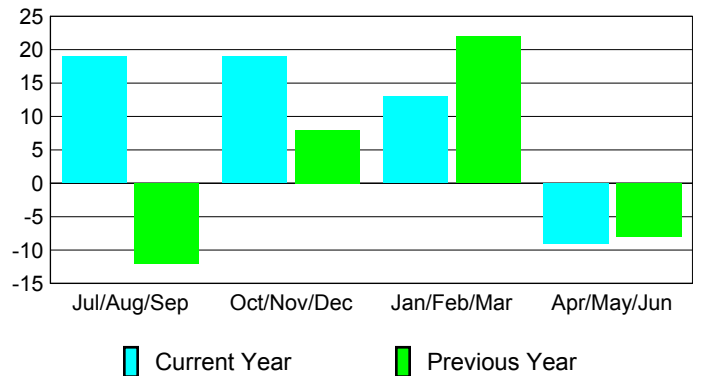
Membership Results 2009-2010

Goal, New, Dropped, Gain/Loss

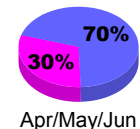
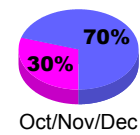
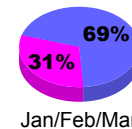
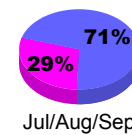


Comparison of Membership Gain/Loss

Current Year Compared to the Previous Year



Gender Comparison 2009-2010



Male

Female



2009-2010 GMT Quarterly Report for District (or Undistricted) **District 4 L3**

GMT: **DANA M BIGGS**

Location: **CALIFORNIA**

GMT CA: **1**

CLUBS

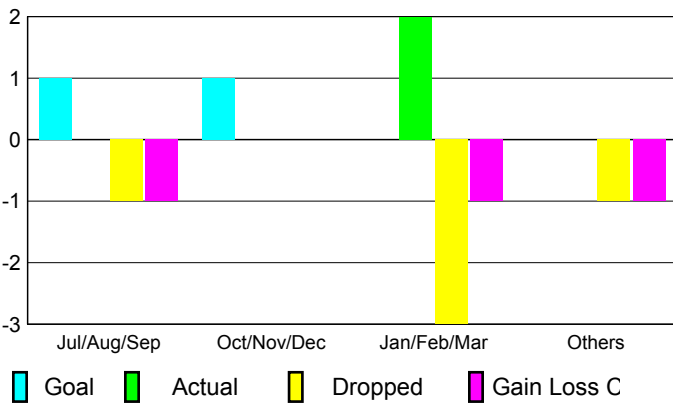
Club Results
2009-2010

Clubs
2008-2009

Month	New Club Goal	Actual New Clubs	Actual Dropped Clubs	Gain/Loss of Clubs	Gain/Loss of Clubs
Jul/Aug/Sep	1	0	-1	-1	0
Oct/Nov/Dec	1	0	0	0	-1
Jan/Feb/Mar	0	2	-3	-1	4
Apr/May/June	0	0	-1	-1	1
Totals	2	2	-5	-3	4

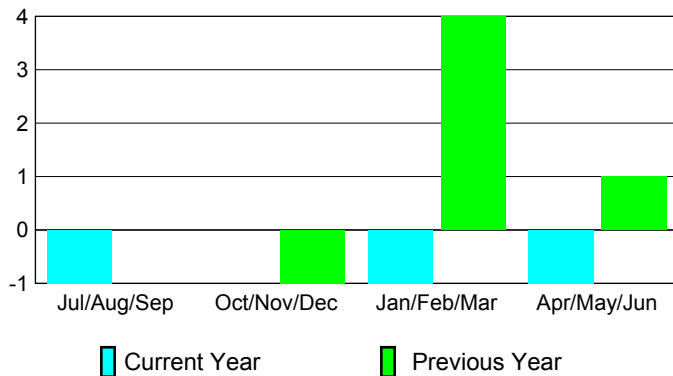
Club Results 2009-2010

Goal, New, Dropped, Gain/Loss



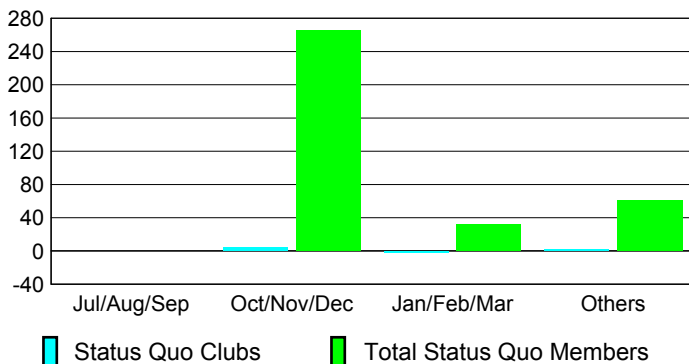
Comparison of Club Gain/Loss

Current Year Compared to the Previous Year



YTD Status Quo Clubs 2009-2010

Status Quo Clubs Compared to Status Quo Members



MEMBERSHIP

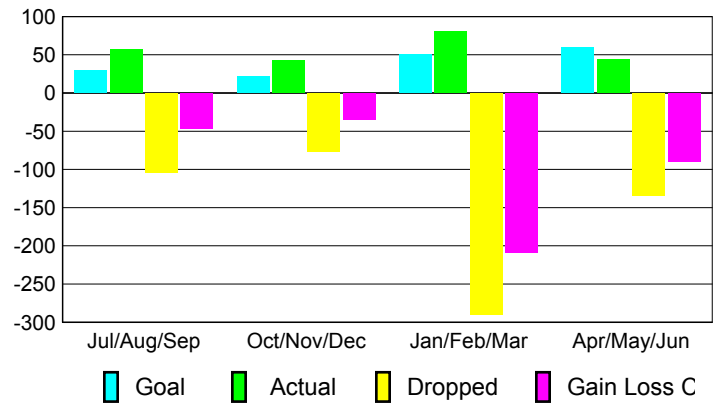
Membership Results
2009-2010

Membership
2008-2009

Month	Net Memb Goal	Actual New Memb	Actual Dropped Memb	Gain/Loss of Memb	Gain/Loss of Memb
Jul/Aug/Sep	29	57	-104	-47	-55
Oct/Nov/Dec	21	42	-77	-35	20
Jan/Feb/Mar	50	81	-290	-209	121
Apr/May/June	60	44	-134	-90	161
Totals	160	224	-605	-381	247

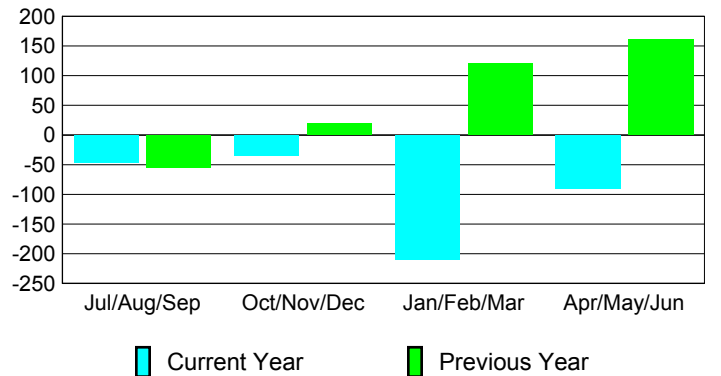
Membership Results 2009-2010

Goal, New, Dropped, Gain/Loss

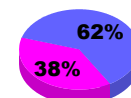


Comparison of Membership Gain/Loss

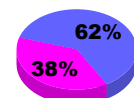
Current Year Compared to the Previous Year



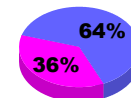
Gender Comparison 2009-2010



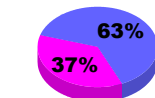
Jul/Aug/Sep



Oct/Nov/Dec



Jan/Feb/Mar



Apr/May/June

Male

Female



2009-2010 GMT Quarterly Report for District (or Undistricted) **District 4 L4**

GMT: **DANA M BIGGS**

Location: **CALIFORNIA**

GMT CA: **1**

CLUBS

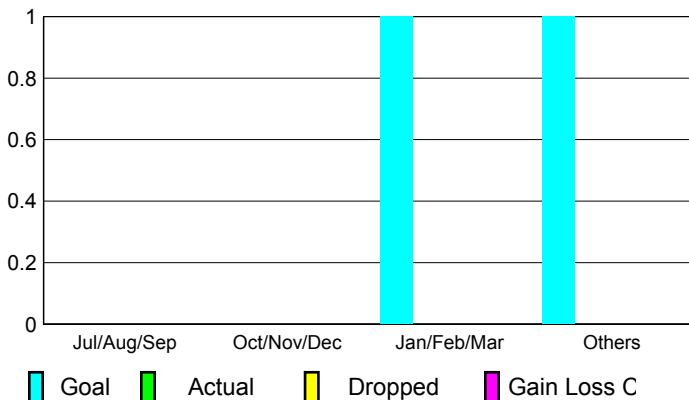
Club Results
2009-2010

Clubs
2008-2009

Month	New Club Goal	Actual New Clubs	Actual Dropped Clubs	Gain/Loss of Clubs	Gain/Loss of Clubs
Jul/Aug/Sep	0	0	0	0	0
Oct/Nov/Dec	0	0	0	0	0
Jan/Feb/Mar	1	0	0	0	0
Apr/May/June	1	0	0	0	0
Totals	2	0	0	0	0


Club Results 2009-2010

Goal, New, Dropped, Gain/Loss



Comparison of Club Gain/Loss

Current Year Compared to the Previous Year



YTD Status Quo Clubs 2009-2010

Status Quo Clubs Compared to Status Quo Members



MEMBERSHIP

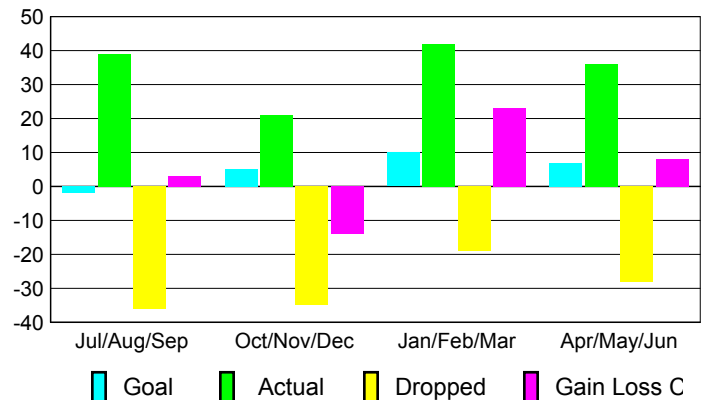
Membership Results
2009-2010

Membership
2008-2009

Month	Net Memb Goal	Actual New Memb	Actual Dropped Memb	Gain/Loss of Memb	Gain/Loss of Memb
Jul/Aug/Sep	-2	39	-36	3	1
Oct/Nov/Dec	5	21	-35	-14	-11
Jan/Feb/Mar	10	42	-19	23	9
Apr/May/June	7	36	-28	8	-16
Totals	20	138	-118	20	-17

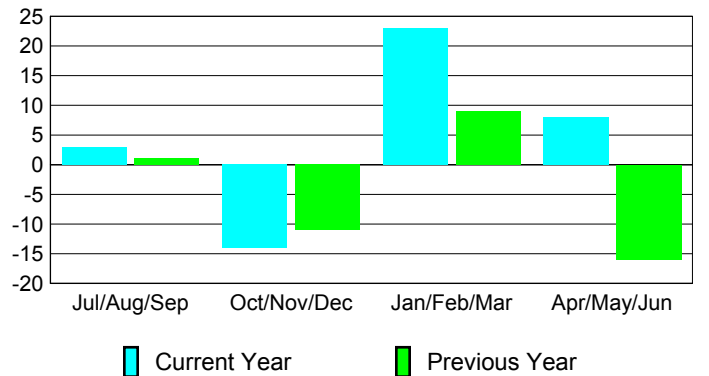
Membership Results 2009-2010

Goal, New, Dropped, Gain/Loss

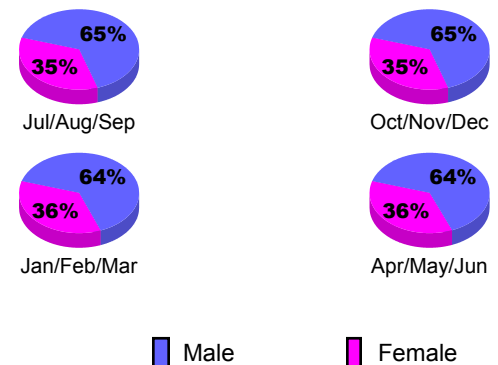


Comparison of Membership Gain/Loss

Current Year Compared to the Previous Year



Gender Comparison 2009-2010





2009-2010 GMT Quarterly Report for District (or Undistricted) **District 4 L5**

GMT: **DANA M BIGGS**

Location: **CALIFORNIA**

GMT CA: **1**

CLUBS

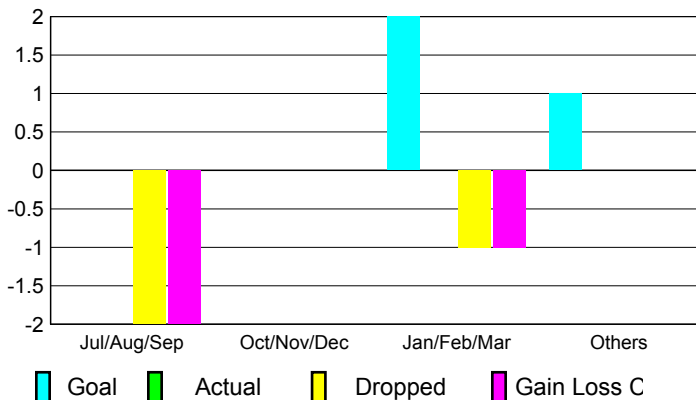
Club Results
2009-2010

Clubs
2008-2009

Month	New Club Goal	Actual New Clubs	Actual Dropped Clubs	Gain/Loss of Clubs	Gain/Loss of Clubs
Jul/Aug/Sep	0	0	-2	-2	0
Oct/Nov/Dec	0	0	0	0	0
Jan/Feb/Mar	2	0	-1	-1	0
Apr/May/June	1	0	0	0	2
Totals	3	0	-3	-3	2

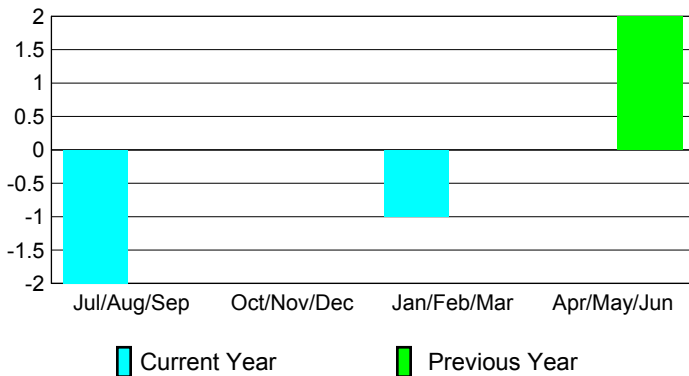
Club Results 2009-2010

Goal, New, Dropped, Gain/Loss



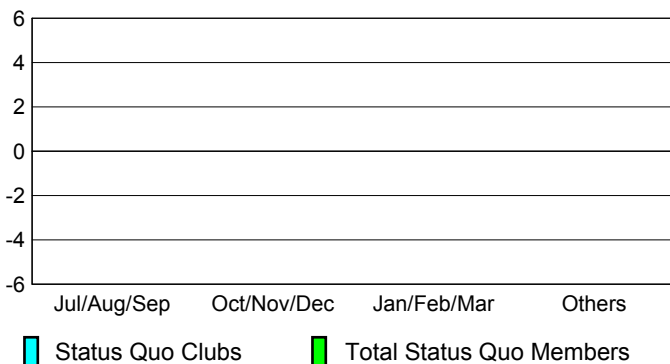
Comparison of Club Gain/Loss

Current Year Compared to the Previous Year



YTD Status Quo Clubs 2009-2010

Status Quo Clubs Compared to Status Quo Members



MEMBERSHIP

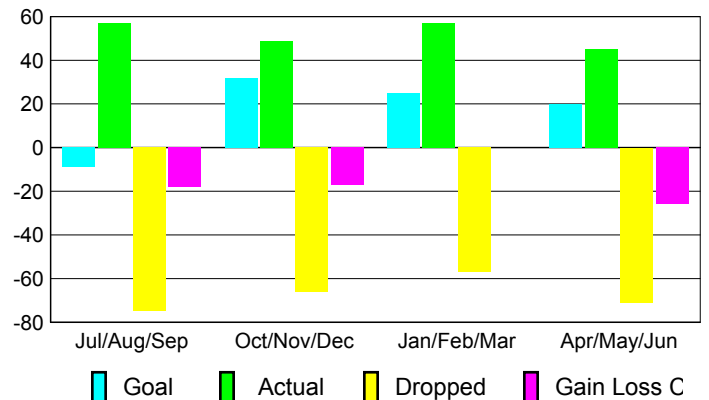
Membership Results
2009-2010

Membership
2008-2009

Month	Net Memb Goal	Actual New Memb	Actual Dropped Memb	Gain/Loss of Memb	Gain/Loss of Memb
Jul/Aug/Sep	-9	57	-75	-18	-16
Oct/Nov/Dec	32	49	-66	-17	11
Jan/Feb/Mar	25	57	-57	0	-33
Apr/May/June	20	45	-71	-26	8
Totals	68	208	-269	-61	-30

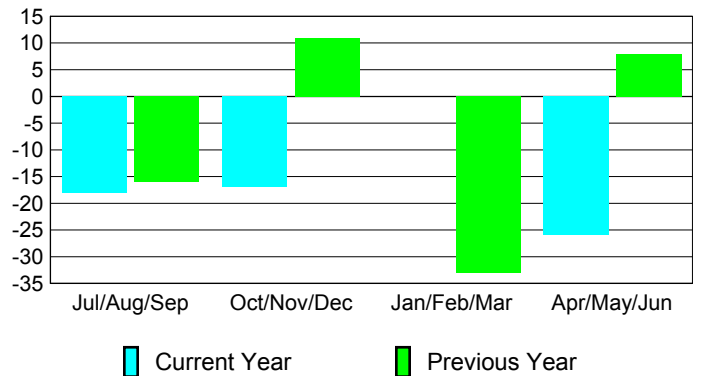
Membership Results 2009-2010

Goal, New, Dropped, Gain/Loss

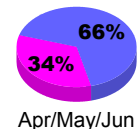
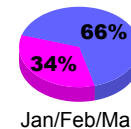
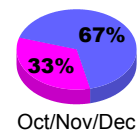
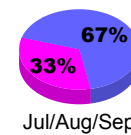


Comparison of Membership Gain/Loss

Current Year Compared to the Previous Year



Gender Comparison 2009-2010



Male

Female



2009-2010 GMT Quarterly Report for District (or Undistricted) **District 4 L6**

GMT: **DANA M BIGGS**

Location: **CALIFORNIA**

GMT CA: **1**

CLUBS

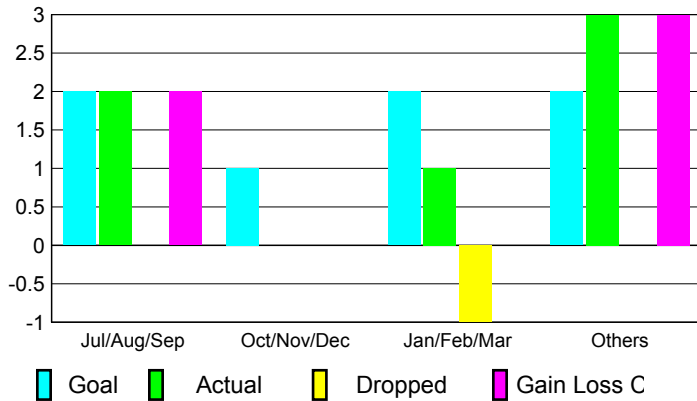
Club Results
2009-2010

Clubs
2008-2009

Month	New Club Goal	Actual New Clubs	Actual Dropped Clubs	Gain/Loss of Clubs	Gain/Loss of Clubs
Jul/Aug/Sep	2	2	0	2	0
Oct/Nov/Dec	1	0	0	0	2
Jan/Feb/Mar	2	1	-1	0	0
Apr/May/June	2	3	0	3	0
Totals	7	6	-1	5	2

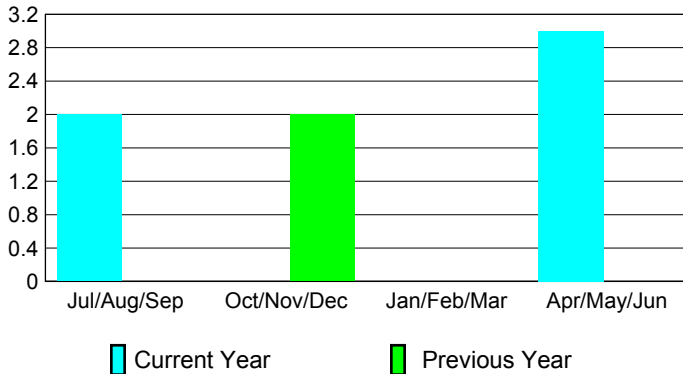
Club Results 2009-2010

Goal, New, Dropped, Gain/Loss



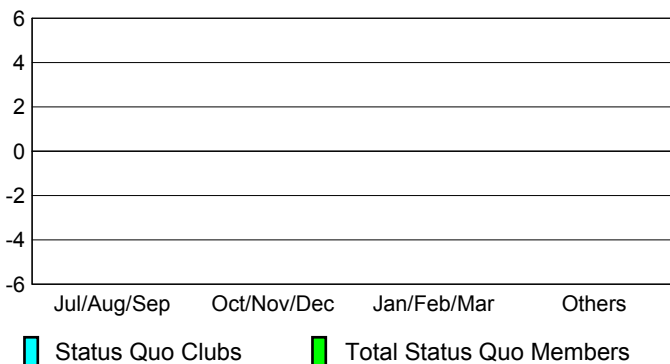
Comparison of Club Gain/Loss

Current Year Compared to the Previous Year



YTD Status Quo Clubs 2009-2010

Status Quo Clubs Compared to Status Quo Members



MEMBERSHIP

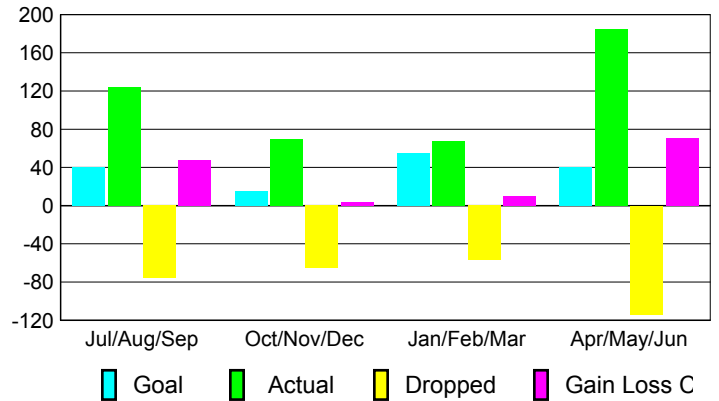
Membership Results
2009-2010

Membership
2008-2009

Month	Net Memb Goal	Actual New Memb	Actual Dropped Memb	Gain/Loss of Memb	Gain/Loss of Memb
Jul/Aug/Sep	40	124	-76	48	-47
Oct/Nov/Dec	15	69	-65	4	5
Jan/Feb/Mar	55	67	-57	10	-31
Apr/May/June	40	185	-114	71	-53
Totals	150	445	-312	133	-126

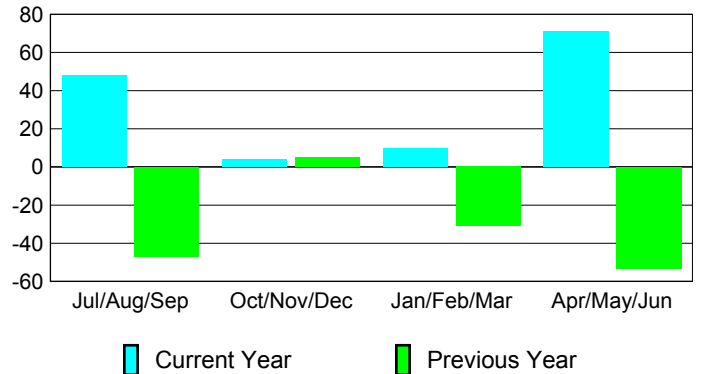
Membership Results 2009-2010

Goal, New, Dropped, Gain/Loss

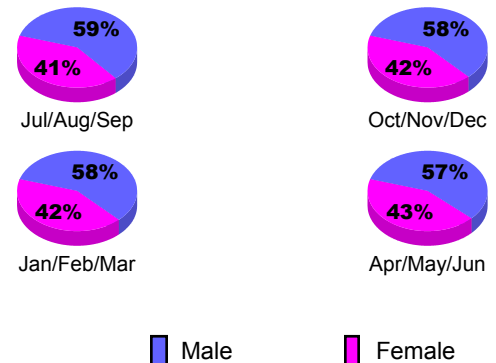


Comparison of Membership Gain/Loss

Current Year Compared to the Previous Year



Gender Comparison 2009-2010





2009-2010 GMT Quarterly Report for District (or Undistricted) **District 19 B**

GMT: **DANA M BIGGS**

Location: **WASHINGTON**

GMT CA: **1**

CLUBS

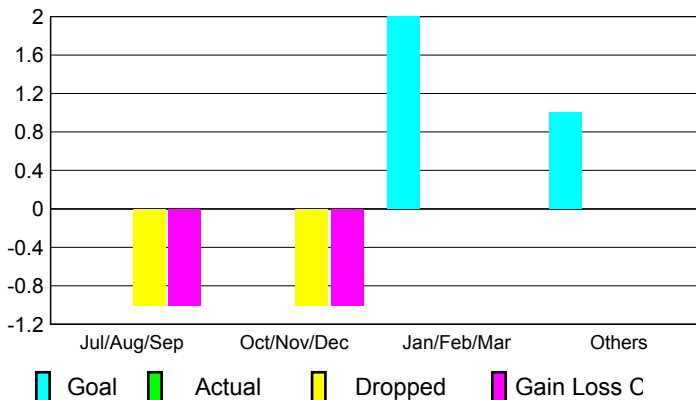
Club Results
2009-2010

Clubs
2008-2009

Month	New Club Goal	Actual New Clubs	Actual Dropped Clubs	Gain/Loss of Clubs	Gain/Loss of Clubs
Jul/Aug/Sep	0	0	-1	-1	1
Oct/Nov/Dec	0	0	-1	-1	0
Jan/Feb/Mar	2	0	0	0	0
Apr/May/June	1	0	0	0	0
Totals	3	0	-2	-2	1

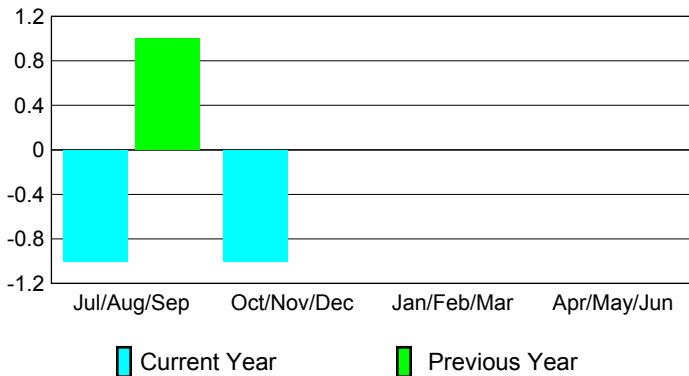
Club Results 2009-2010

Goal, New, Dropped, Gain/Loss



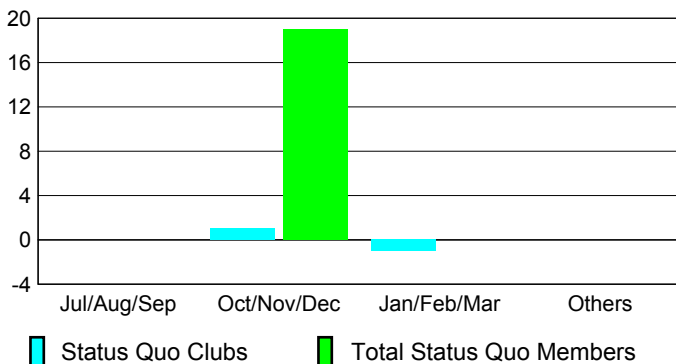
Comparison of Club Gain/Loss

Current Year Compared to the Previous Year



YTD Status Quo Clubs 2009-2010

Status Quo Clubs Compared to Status Quo Members



MEMBERSHIP

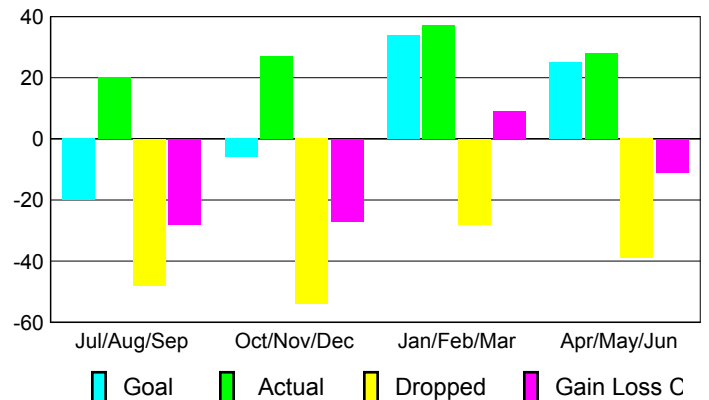
Membership Results
2009-2010

Membership
2008-2009

Month	Net Memb Goal	Actual New Memb	Actual Dropped Memb	Gain/Loss of Memb	Gain/Loss of Memb
Jul/Aug/Sep	-20	20	-48	-28	-8
Oct/Nov/Dec	-6	27	-54	-27	-47
Jan/Feb/Mar	34	37	-28	9	11
Apr/May/June	25	28	-39	-11	-34
Totals	33	112	-169	-57	-78

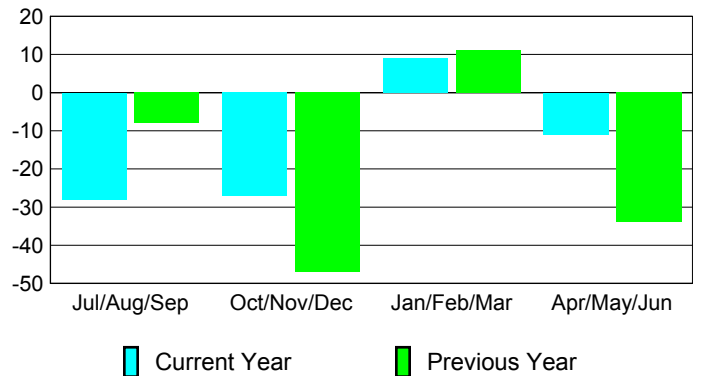
Membership Results 2009-2010

Goal, New, Dropped, Gain/Loss

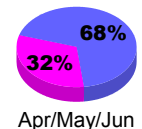
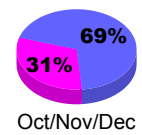
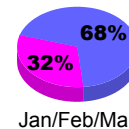
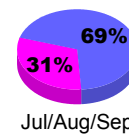


Comparison of Membership Gain/Loss

Current Year Compared to the Previous Year



Gender Comparison 2009-2010



Male

Female



2009-2010 GMT Quarterly Report for District (or Undistricted) **District 19 C**

GMT: **DANA M BIGGS**

Location: **WASHINGTON**

GMT CA: **1**

CLUBS

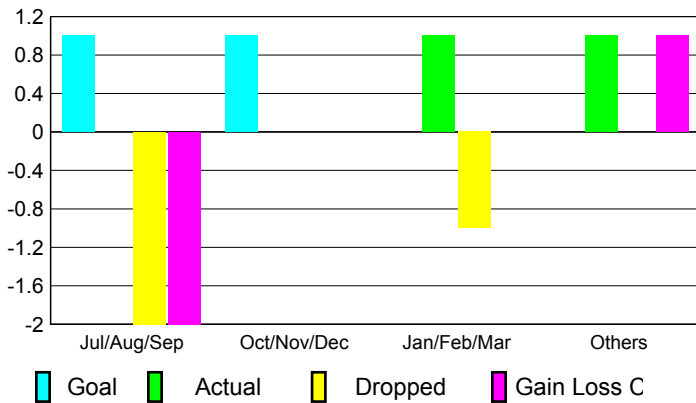
Club Results
2009-2010

Clubs
2008-2009

Month	New Club Goal	Actual New Clubs	Actual Dropped Clubs	Gain/Loss of Clubs	Gain/Loss of Clubs
Jul/Aug/Sep	1	0	-2	-2	0
Oct/Nov/Dec	1	0	0	0	1
Jan/Feb/Mar	0	1	-1	0	0
Apr/May/June	0	1	0	1	0
Totals	2	2	-3	-1	1

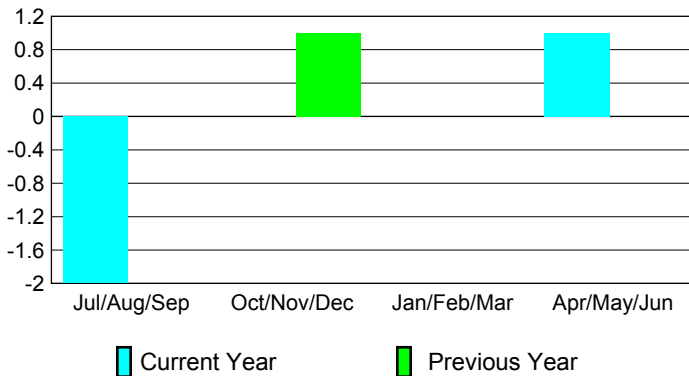
Club Results 2009-2010

Goal, New, Dropped, Gain/Loss



Comparison of Club Gain/Loss

Current Year Compared to the Previous Year



YTD Status Quo Clubs 2009-2010

Status Quo Clubs Compared to Status Quo Members



MEMBERSHIP

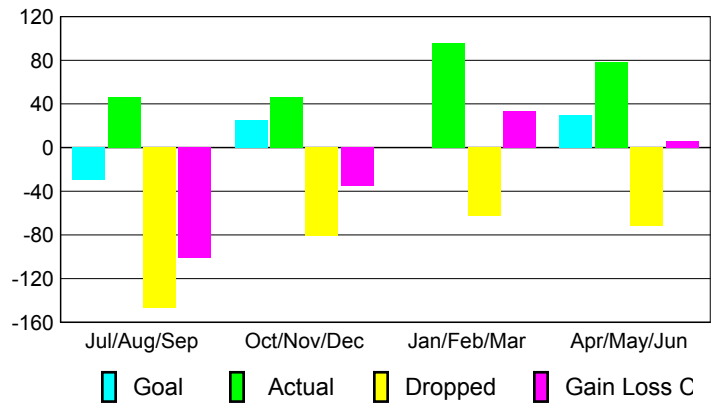
Membership Results
2009-2010

Membership
2008-2009

Month	Net Memb Goal	Actual New Memb	Actual Dropped Memb	Gain/Loss of Memb	Gain/Loss of Memb
Jul/Aug/Sep	-30	46	-147	-101	-105
Oct/Nov/Dec	25	46	-81	-35	14
Jan/Feb/Mar	0	96	-63	33	5
Apr/May/June	30	78	-72	6	24
Totals	25	266	-363	-97	-62

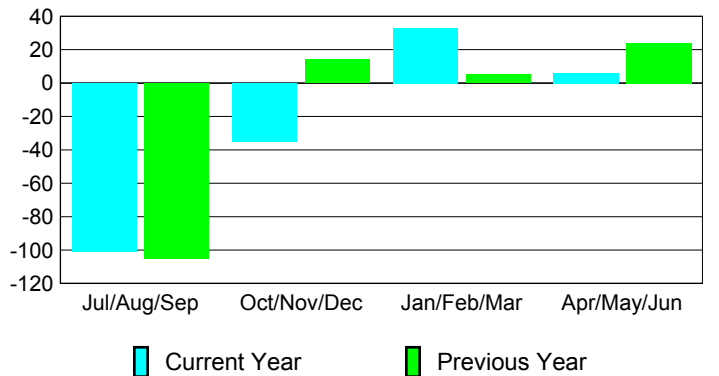
Membership Results 2009-2010

Goal, New, Dropped, Gain/Loss

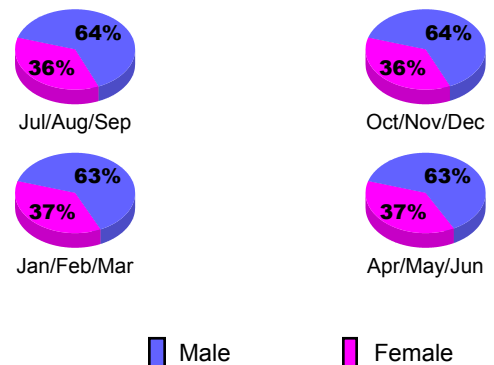


Comparison of Membership Gain/Loss

Current Year Compared to the Previous Year



Gender Comparison 2009-2010





2009-2010 GMT Quarterly Report for District (or Undistricted) **District 19 E**

GMT: **DANA M BIGGS**

Location: **WASHINGTON**

GMT CA: **1**

CLUBS

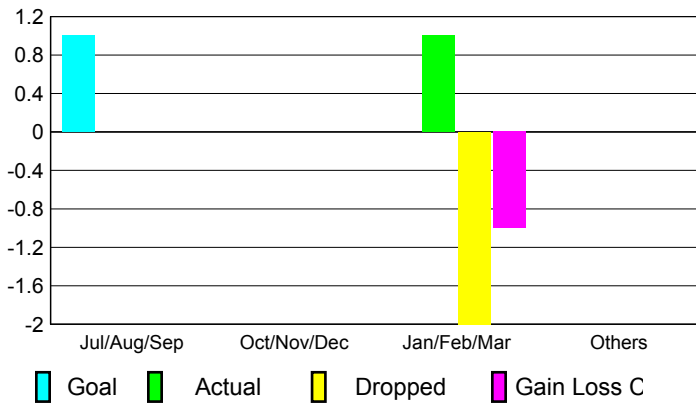
**Club Results
2009-2010**

**Clubs
2008-2009**

Month	New Club Goal	Actual New Clubs	Actual Dropped Clubs	Gain/Loss of Clubs	Gain/Loss of Clubs
Jul/Aug/Sep	1	0	0	0	0
Oct/Nov/Dec	0	0	0	0	0
Jan/Feb/Mar	0	1	-2	-1	0
Apr/May/June	0	0	0	0	0
Totals	1	1	-2	-1	0

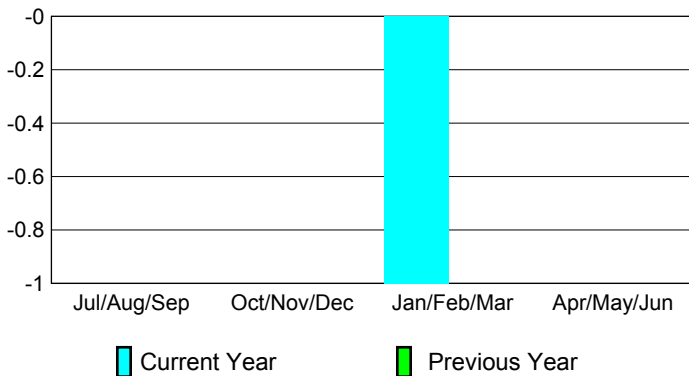
Club Results 2009-2010

Goal, New, Dropped, Gain/Loss



Comparison of Club Gain/Loss

Current Year Compared to the Previous Year



YTD Status Quo Clubs 2009-2010

Status Quo Clubs Compared to Status Quo Members



MEMBERSHIP

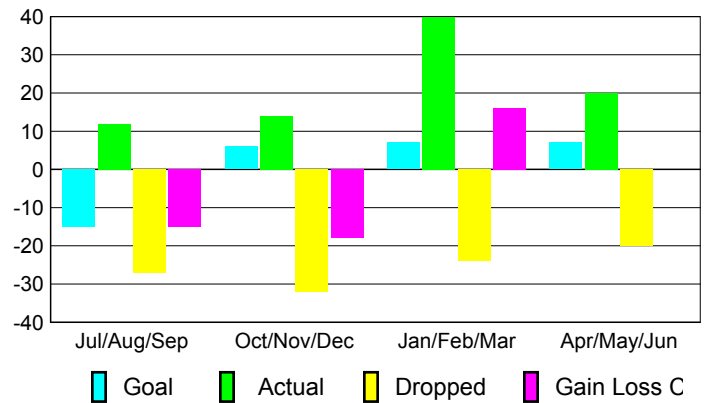
**Membership Results
2009-2010**

**Membership
2008-2009**

Month	Net Memb Goal	Actual New Memb	Actual Dropped Memb	Gain/Loss of Memb	Gain/Loss of Memb
Jul/Aug/Sep	-15	12	-27	-15	-23
Oct/Nov/Dec	6	14	-32	-18	-14
Jan/Feb/Mar	7	40	-24	16	-14
Apr/May/June	7	20	-20	0	11
Totals	5	86	-103	-17	-40

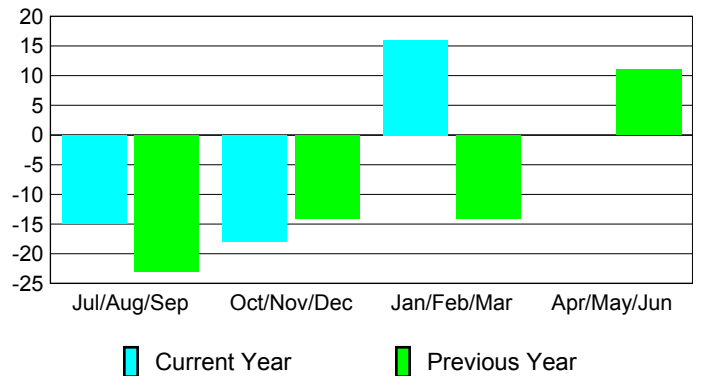
Membership Results 2009-2010

Goal, New, Dropped, Gain/Loss

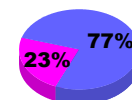


Comparison of Membership Gain/Loss

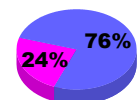
Current Year Compared to the Previous Year



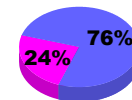
Gender Comparison 2009-2010



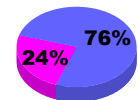
Jul/Aug/Sep



Oct/Nov/Dec



Jan/Feb/Mar



Apr/May/June

Male

Female



2009-2010 GMT Quarterly Report for District (or Undistricted) **District 19 E IDAHO**

GMT: **DANA M BIGGS**

Location: **IDAHO**

GMT CA: **1**

CLUBS

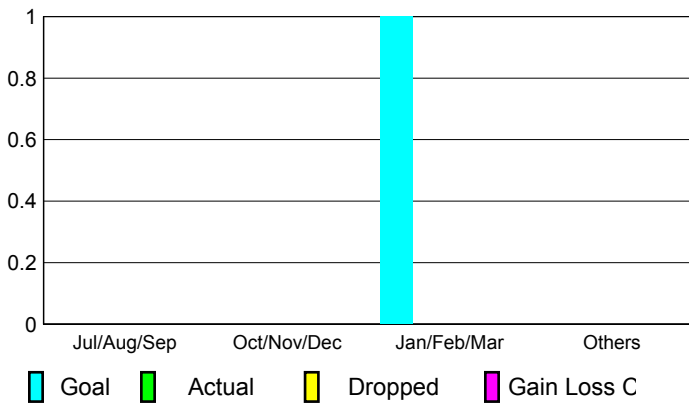
Club Results
2009-2010

Clubs
2008-2009

Month	New Club Goal	Actual New Clubs	Actual Dropped Clubs	Gain/Loss of Clubs	Gain/Loss of Clubs
Jul/Aug/Sep	0	0	0	0	0
Oct/Nov/Dec	0	0	0	0	0
Jan/Feb/Mar	1	0	0	0	0
Apr/May/June	0	0	0	0	0
Totals	1	0	0	0	0


Club Results 2009-2010

Goal, New, Dropped, Gain/Loss



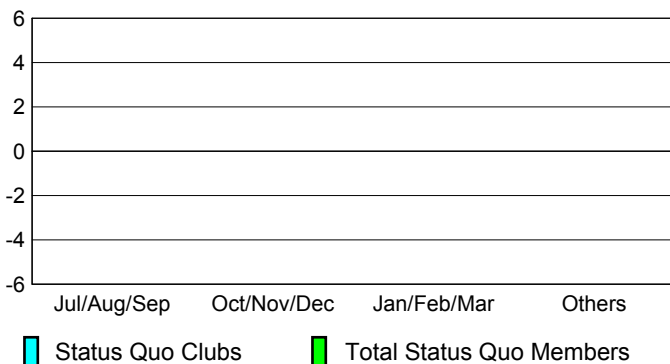
Comparison of Club Gain/Loss

Current Year Compared to the Previous Year



YTD Status Quo Clubs 2009-2010

Status Quo Clubs Compared to Status Quo Members



MEMBERSHIP

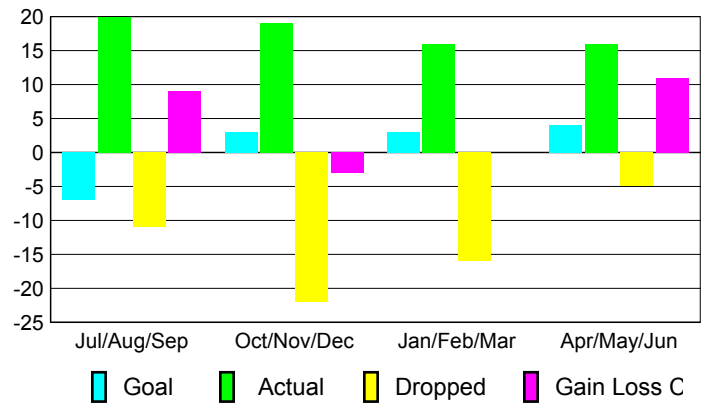
Membership Results
2009-2010

Membership
2008-2009

Month	Net Memb Goal	Actual New Memb	Actual Dropped Memb	Gain/Loss of Memb	Gain/Loss of Memb
Jul/Aug/Sep	-7	20	-11	9	-21
Oct/Nov/Dec	3	19	-22	-3	-1
Jan/Feb/Mar	3	16	-16	0	3
Apr/May/June	4	16	-5	11	-6
Totals	3	71	-54	17	-25

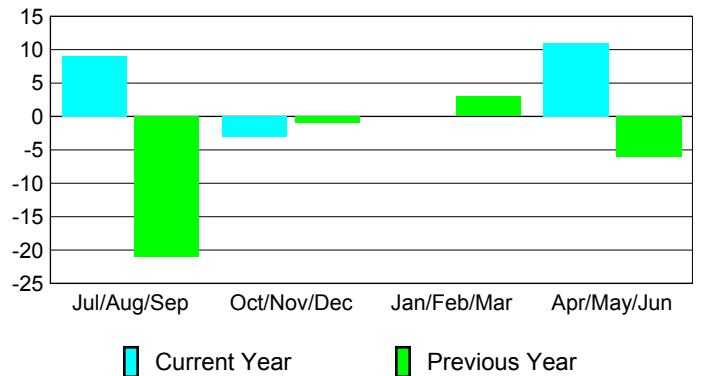
Membership Results 2009-2010

Goal, New, Dropped, Gain/Loss

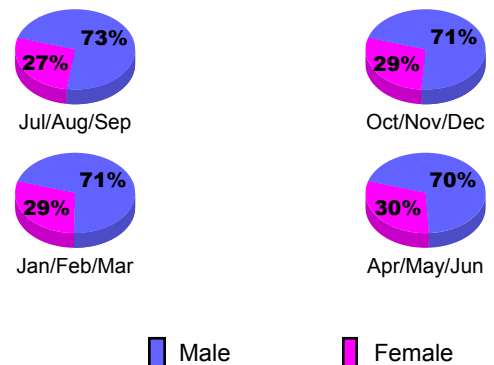


Comparison of Membership Gain/Loss

Current Year Compared to the Previous Year



Gender Comparison 2009-2010





2009-2010 GMT Quarterly Report for District (or Undistricted) **District 19 E BRITISH**

GMT: **DANA M BIGGS**

Location: **BRITISH COLUMBIA**

GMT CA: **1**

CLUBS

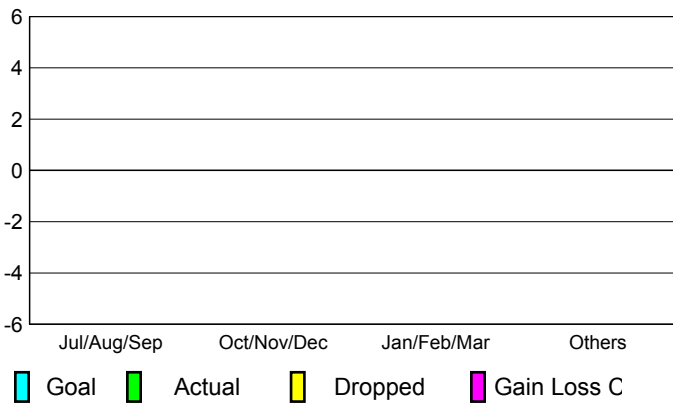
**Club Results
2009-2010**

**Clubs
2008-2009**

Month	New Club Goal	Actual New Clubs	Actual Dropped Clubs	Gain/Loss of Clubs	Gain/Loss of Clubs
Jul/Aug/Sep	0	0	0	0	0
Oct/Nov/Dec	0	0	0	0	0
Jan/Feb/Mar	0	0	0	0	0
Apr/May/June	0	0	0	0	0
Totals	0	0	0	0	0


Club Results 2009-2010

Goal, New, Dropped, Gain/Loss



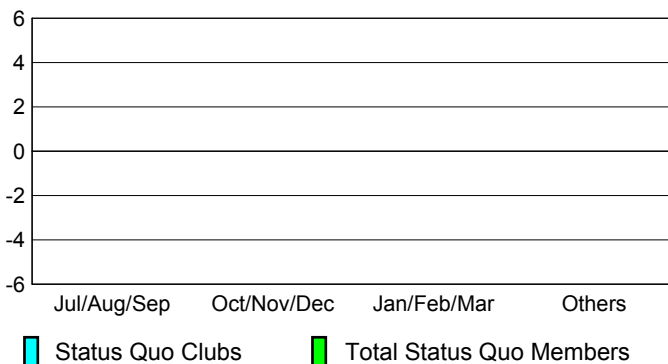
Comparison of Club Gain/Loss

Current Year Compared to the Previous Year



YTD Status Quo Clubs 2009-2010

Status Quo Clubs Compared to Status Quo Members



MEMBERSHIP

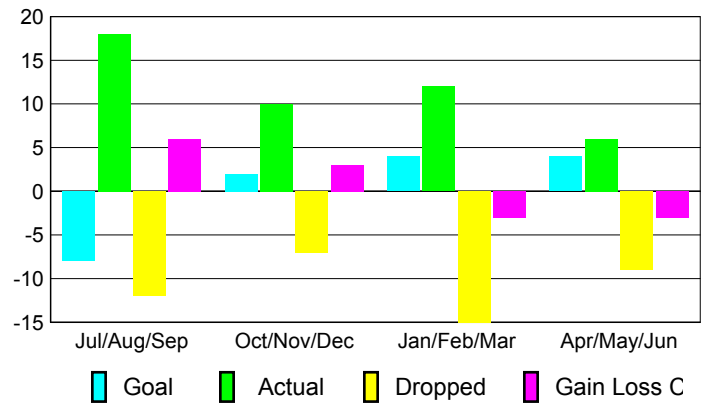
**Membership Results
2009-2010**

**Membership
2008-2009**

Month	Net Memb Goal	Actual New Memb	Actual Dropped Memb	Gain/Loss of Memb	Gain/Loss of Memb
Jul/Aug/Sep	-8	18	-12	6	-10
Oct/Nov/Dec	2	10	-7	3	4
Jan/Feb/Mar	4	12	-15	-3	-7
Apr/May/June	4	6	-9	-3	2
Totals	2	46	-43	3	-11

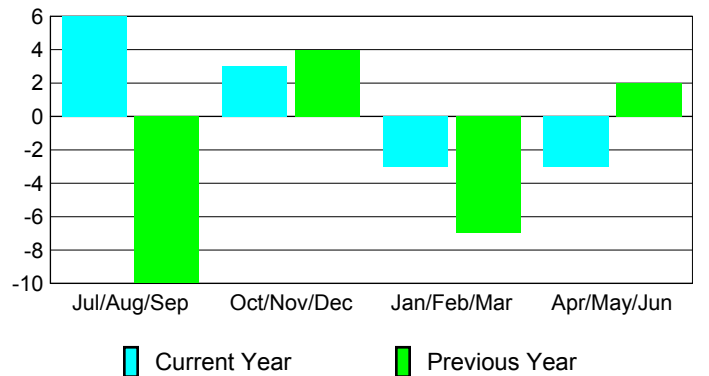
Membership Results 2009-2010

Goal, New, Dropped, Gain/Loss

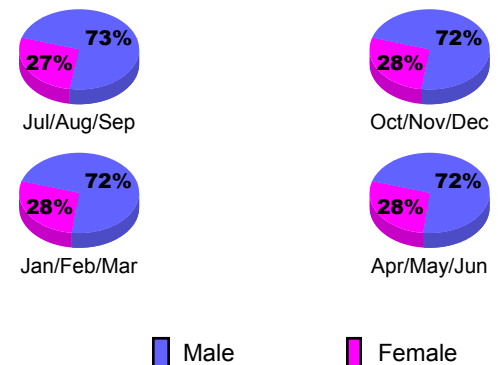


Comparison of Membership Gain/Loss

Current Year Compared to the Previous Year



Gender Comparison 2009-2010





2009-2010 GMT Quarterly Report for District (or Undistricted) **District 19 F IDAHO**

GMT: **DANA M BIGGS**

Location: **IDAHO**

GMT CA: **1**

CLUBS

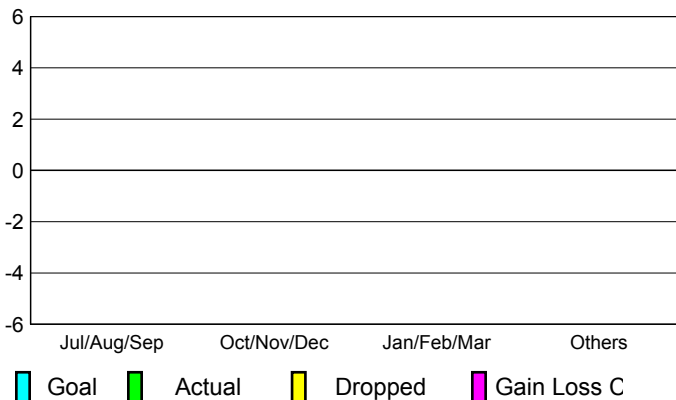
Club Results
2009-2010

Clubs
2008-2009

Month	New Club Goal	Actual New Clubs	Actual Dropped Clubs	Gain/Loss of Clubs	Gain/Loss of Clubs
Jul/Aug/Sep	0	0	0	0	0
Oct/Nov/Dec	0	0	0	0	0
Jan/Feb/Mar	0	0	0	0	0
Apr/May/Jun	0	0	0	0	0
Totals	0	0	0	0	0


Club Results 2009-2010

Goal, New, Dropped, Gain/Loss



Comparison of Club Gain/Loss

Current Year Compared to the Previous Year



YTD Status Quo Clubs 2009-2010

Status Quo Clubs Compared to Status Quo Members



MEMBERSHIP

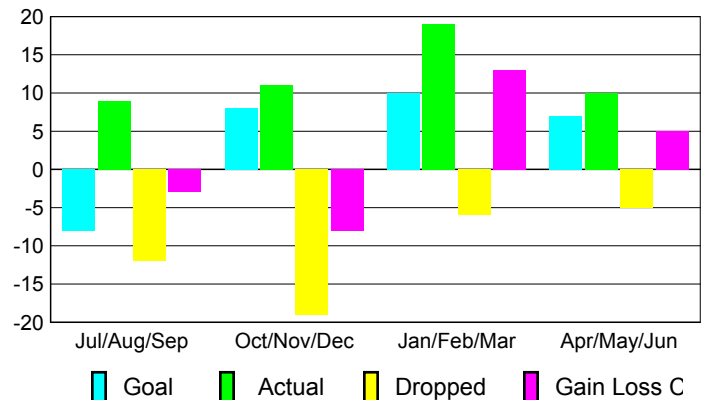
Membership Results
2009-2010

Membership
2008-2009

Month	Net Memb Goal	Actual New Memb	Actual Dropped Memb	Gain/Loss of Memb	Gain/Loss of Memb
Jul/Aug/Sep	-8	9	-12	-3	-4
Oct/Nov/Dec	8	11	-19	-8	-14
Jan/Feb/Mar	10	19	-6	13	17
Apr/May/Jun	7	10	-5	5	4
Totals	17	49	-42	7	3

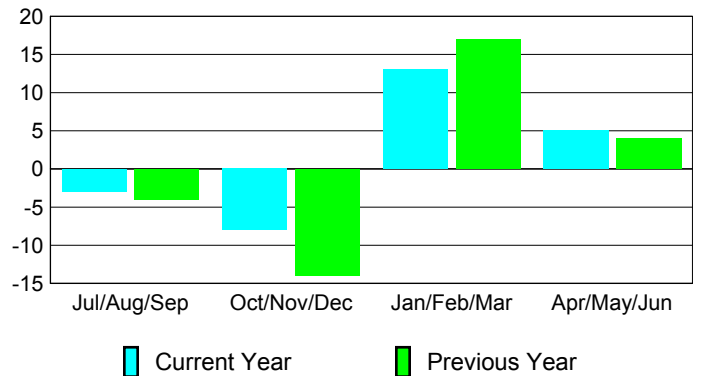
Membership Results 2009-2010

Goal, New, Dropped, Gain/Loss

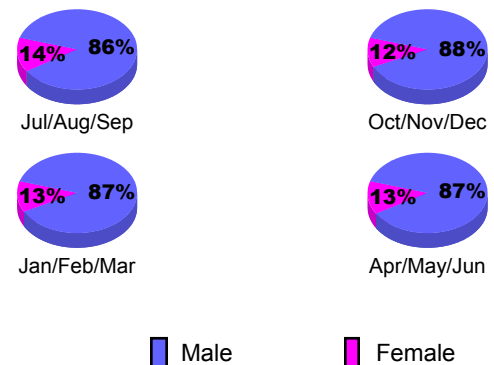


Comparison of Membership Gain/Loss

Current Year Compared to the Previous Year



Gender Comparison 2009-2010





2009-2010 GMT Quarterly Report for District (or Undistricted) **District 19 F**

GMT: **DANA M BIGGS**

Location: **WASHINGTON**

GMT CA: **1**

CLUBS

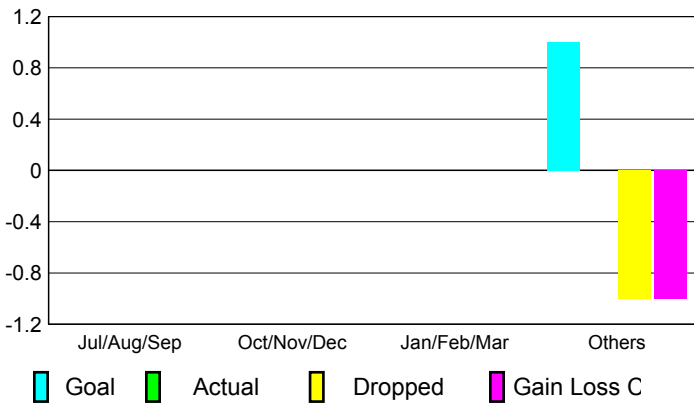
Club Results
2009-2010

Clubs
2008-2009

Month	New Club Goal	Actual New Clubs	Actual Dropped Clubs	Gain/Loss of Clubs	Gain/Loss of Clubs
Jul/Aug/Sep	0	0	0	0	0
Oct/Nov/Dec	0	0	0	0	0
Jan/Feb/Mar	0	0	0	0	0
Apr/May/June	1	0	-1	-1	0
Totals	1	0	-1	-1	0

Club Results 2009-2010

Goal, New, Dropped, Gain/Loss



MEMBERSHIP

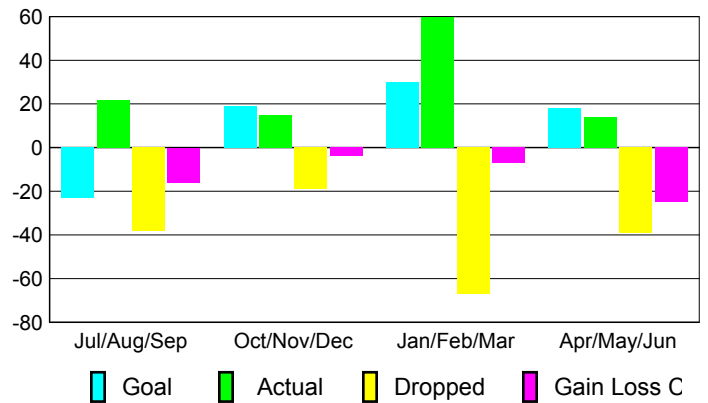
Membership Results
2009-2010

Membership
2008-2009

Month	Net Memb Goal	Actual New Memb	Actual Dropped Memb	Gain/Loss of Memb	Gain/Loss of Memb
Jul/Aug/Sep	-23	22	-38	-16	-27
Oct/Nov/Dec	19	15	-19	-4	11
Jan/Feb/Mar	30	60	-67	-7	1
Apr/May/June	18	14	-39	-25	21
Totals	44	111	-163	-52	6


Membership Results 2009-2010

Goal, New, Dropped, Gain/Loss



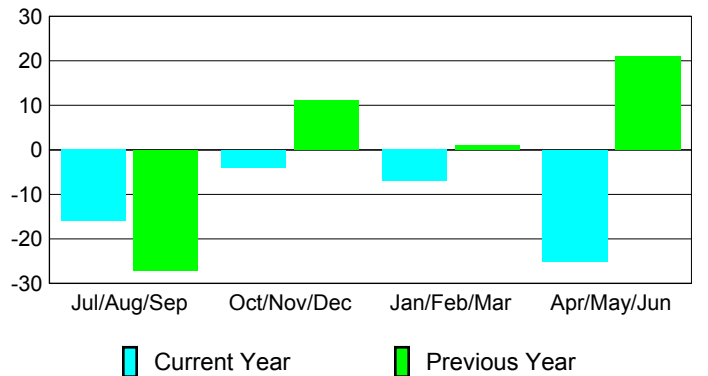
Comparison of Club Gain/Loss

Current Year Compared to the Previous Year



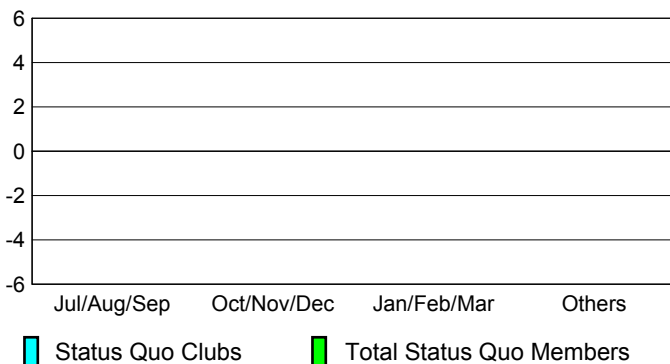
Comparison of Membership Gain/Loss

Current Year Compared to the Previous Year

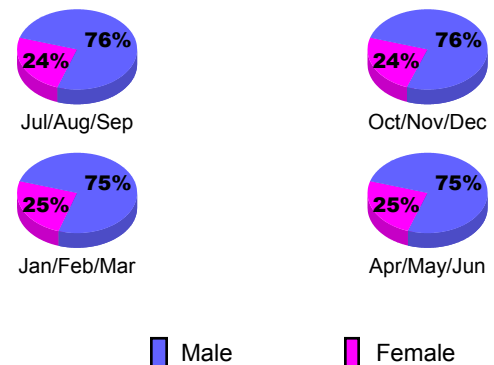


YTD Status Quo Clubs 2009-2010

Status Quo Clubs Compared to Status Quo Members



Gender Comparison 2009-2010





2009-2010 GMT Quarterly Report for District (or Undistricted) **District 19 G**

GMT: **DANA M BIGGS**

Location: **WASHINGTON**

GMT CA: **1**

CLUBS

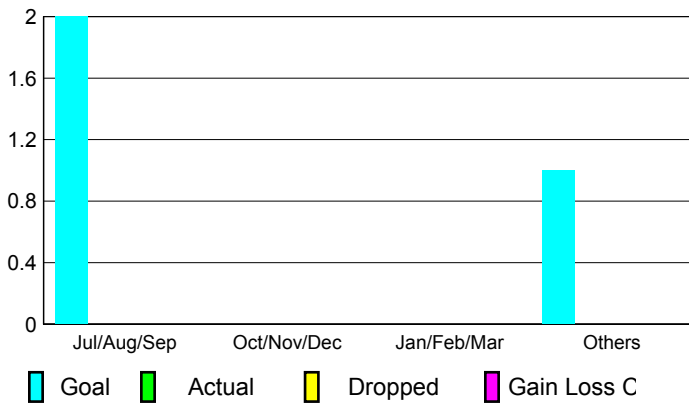
**Club Results
2009-2010**

**Clubs
2008-2009**

Month	New Club Goal	Actual New Clubs	Actual Dropped Clubs	Gain/Loss of Clubs	Gain/Loss of Clubs
Jul/Aug/Sep	2	0	0	0	0
Oct/Nov/Dec	0	0	0	0	0
Jan/Feb/Mar	0	0	0	0	0
Apr/May/June	1	0	0	0	0
Totals	3	0	0	0	0

Club Results 2009-2010

Goal, New, Dropped, Gain/Loss



MEMBERSHIP

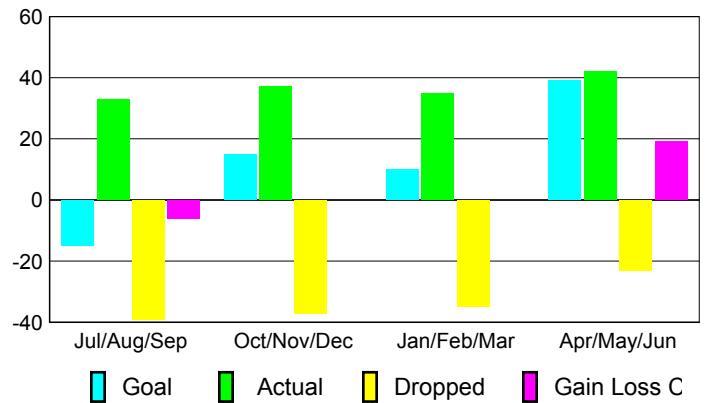
**Membership Results
2009-2010**

**Membership
2008-2009**

Month	Net Memb Goal	Actual New Memb	Actual Dropped Memb	Gain/Loss of Memb	Gain/Loss of Memb
Jul/Aug/Sep	-15	33	-39	-6	-29
Oct/Nov/Dec	15	37	-37	0	25
Jan/Feb/Mar	10	35	-35	0	-11
Apr/May/June	39	42	-23	19	9
Totals	49	147	-134	13	-6


Membership Results 2009-2010

Goal, New, Dropped, Gain/Loss



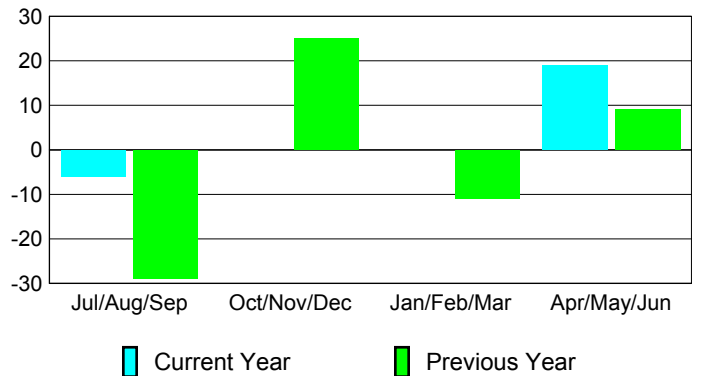
Comparison of Club Gain/Loss

Current Year Compared to the Previous Year



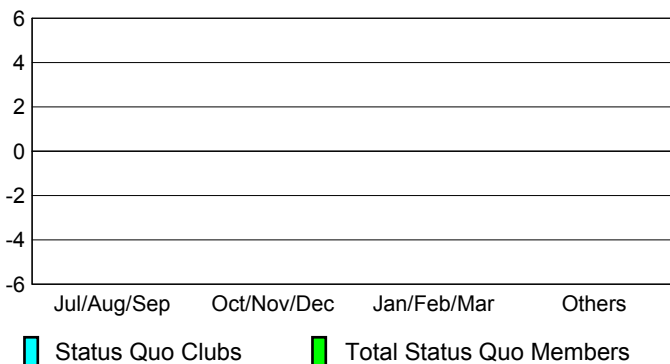
Comparison of Membership Gain/Loss

Current Year Compared to the Previous Year

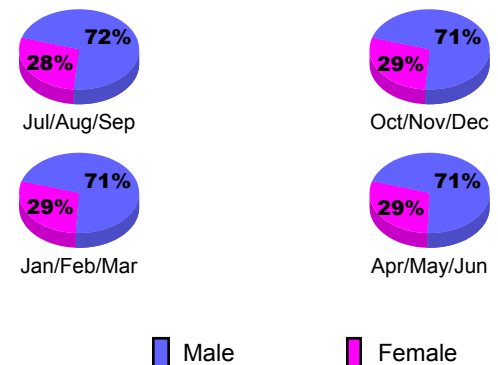


YTD Status Quo Clubs 2009-2010

Status Quo Clubs Compared to Status Quo Members



Gender Comparison 2009-2010





2009-2010 GMT Quarterly Report for District (or Undistricted) **District 36 O**

GMT: **DANA M BIGGS**

Location: **OREGON**

GMT CA: **1**

CLUBS

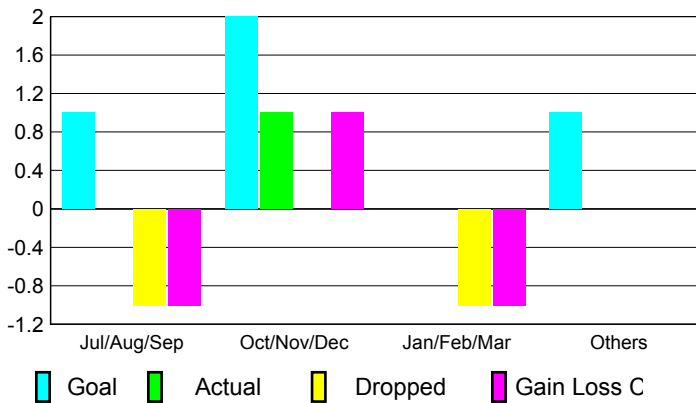
Club Results
2009-2010

Clubs
2008-2009

Month	New Club Goal	Actual New Clubs	Actual Dropped Clubs	Gain/Loss of Clubs	Gain/Loss of Clubs
Jul/Aug/Sep	1	0	-1	-1	1
Oct/Nov/Dec	2	1	0	1	1
Jan/Feb/Mar	0	0	-1	-1	0
Apr/May/June	1	0	0	0	0
Totals	4	1	-2	-1	2

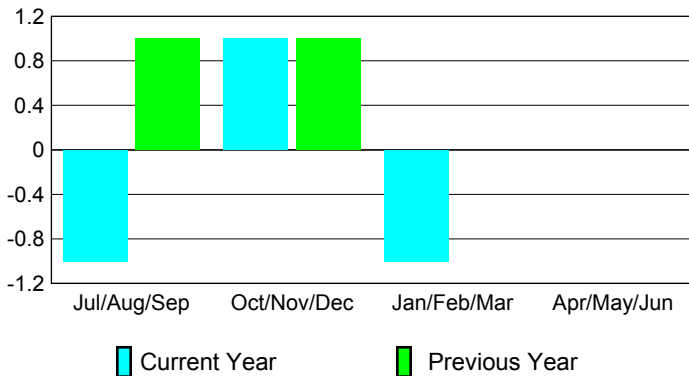
Club Results 2009-2010

Goal, New, Dropped, Gain/Loss



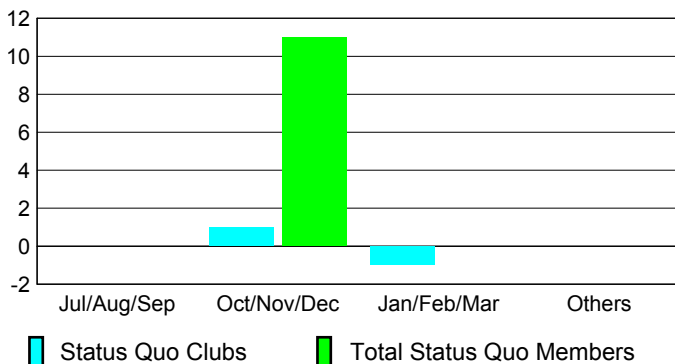
Comparison of Club Gain/Loss

Current Year Compared to the Previous Year



YTD Status Quo Clubs 2009-2010

Status Quo Clubs Compared to Status Quo Members



MEMBERSHIP

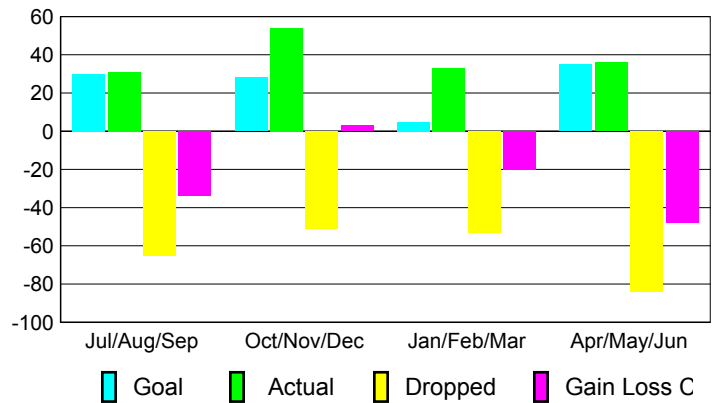
Membership Results
2009-2010

Membership
2008-2009

Month	Net Memb Goal	Actual New Memb	Actual Dropped Memb	Gain/Loss of Memb	Gain/Loss of Memb
Jul/Aug/Sep	30	31	-65	-34	6
Oct/Nov/Dec	28	54	-51	3	21
Jan/Feb/Mar	5	33	-53	-20	2
Apr/May/June	35	36	-84	-48	-45
Totals	98	154	-253	-99	-16

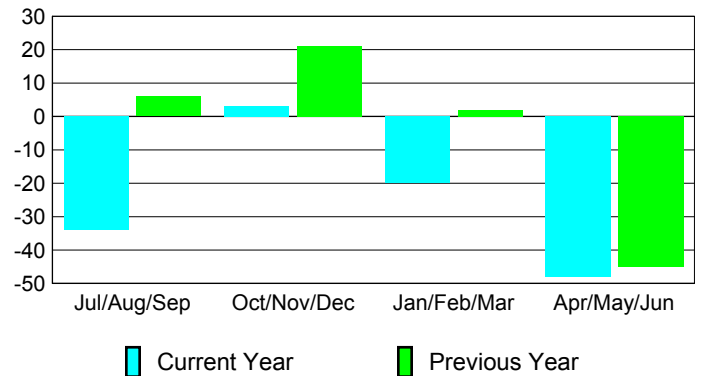
Membership Results 2009-2010

Goal, New, Dropped, Gain/Loss

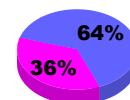


Comparison of Membership Gain/Loss

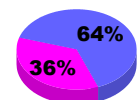
Current Year Compared to the Previous Year



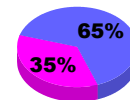
Gender Comparison 2009-2010



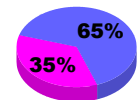
Jul/Aug/Sep



Oct/Nov/Dec



Jan/Feb/Mar



Apr/May/June

Male

Female



2009-2010 GMT Quarterly Report for District (or Undistricted) **District 36 R**

GMT: **DANA M BIGGS**

Location: **OREGON**

GMT CA: **1**

CLUBS

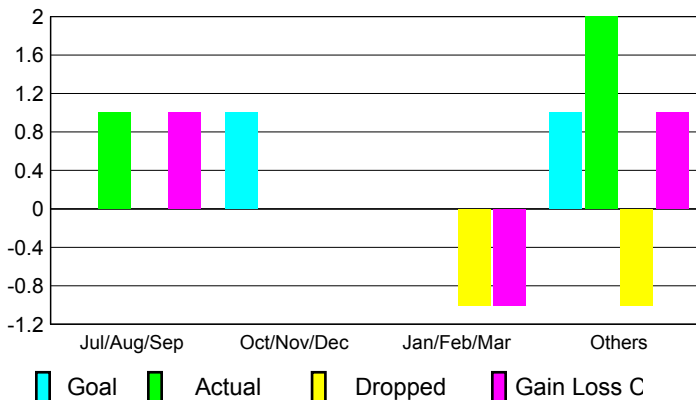
Club Results
2009-2010

Clubs
2008-2009

Month	New Club Goal	Actual New Clubs	Actual Dropped Clubs	Gain/Loss of Clubs	Gain/Loss of Clubs
Jul/Aug/Sep	0	1	0	1	0
Oct/Nov/Dec	1	0	0	0	0
Jan/Feb/Mar	0	0	-1	-1	0
Apr/May/June	1	2	-1	1	0
Totals	2	3	-2	1	0

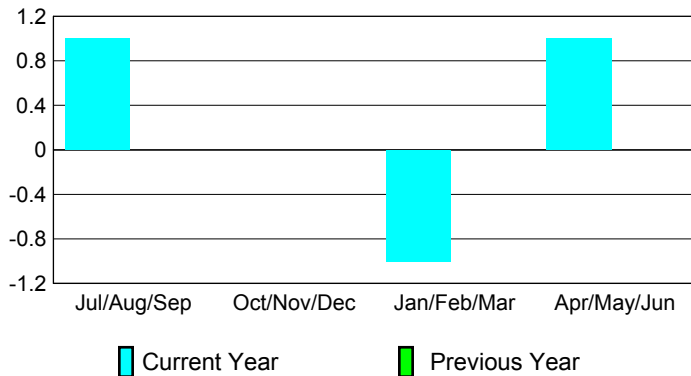
Club Results 2009-2010

Goal, New, Dropped, Gain/Loss



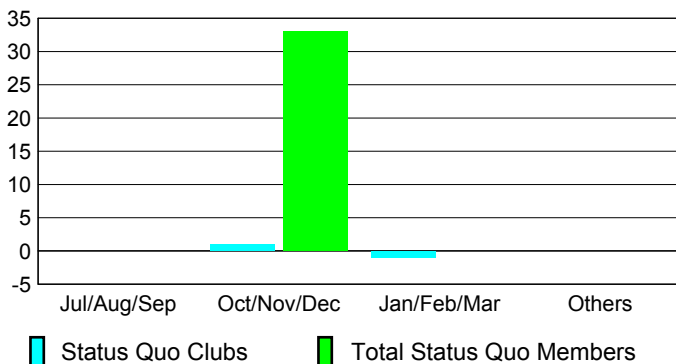
Comparison of Club Gain/Loss

Current Year Compared to the Previous Year



YTD Status Quo Clubs 2009-2010

Status Quo Clubs Compared to Status Quo Members



MEMBERSHIP

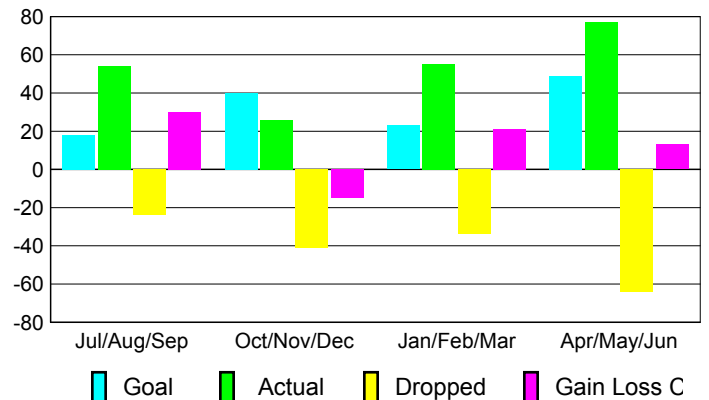
Membership Results
2009-2010

Membership
2008-2009

Month	Net Memb Goal	Actual New Memb	Actual Dropped Memb	Gain/Loss of Memb	Gain/Loss of Memb
Jul/Aug/Sep	18	54	-24	30	-10
Oct/Nov/Dec	40	26	-41	-15	-19
Jan/Feb/Mar	23	55	-34	21	5
Apr/May/June	49	77	-64	13	0
Totals	130	212	-163	49	-24

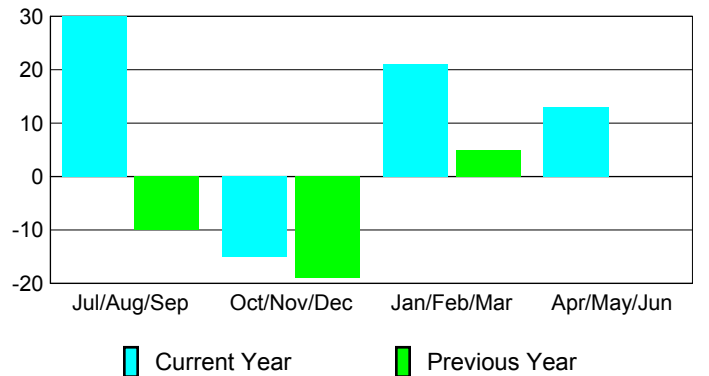
Membership Results 2009-2010

Goal, New, Dropped, Gain/Loss

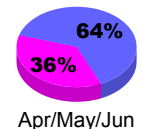
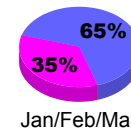
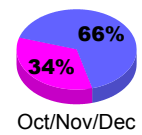
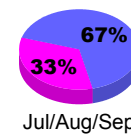


Comparison of Membership Gain/Loss

Current Year Compared to the Previous Year



Gender Comparison 2009-2010



Male

Female



2009-2010 GMT Quarterly Report for District (or Undistricted) **District 36 E**

GMT: **DANA M BIGGS**

Location: **CALIFORNIA**

GMT CA: **1**

CLUBS

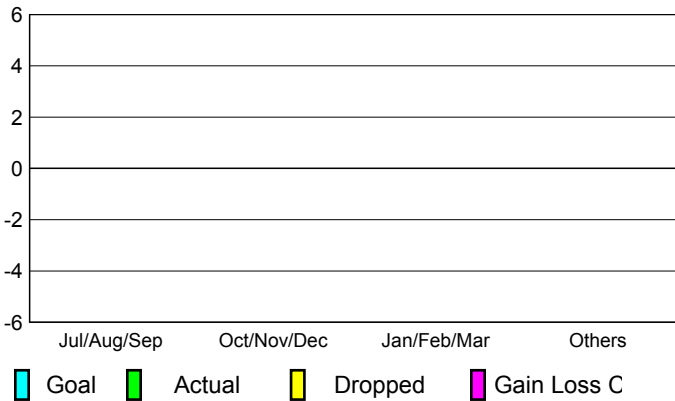
Club Results
2009-2010

Clubs
2008-2009

Month	New Club Goal	Actual New Clubs	Actual Dropped Clubs	Gain/Loss of Clubs	Gain/Loss of Clubs
Jul/Aug/Sep	0	0	0	0	0
Oct/Nov/Dec	0	0	0	0	0
Jan/Feb/Mar	0	0	0	0	0
Apr/May/June	0	0	0	0	0
Totals	0	0	0	0	0


Club Results 2009-2010

Goal, New, Dropped, Gain/Loss



Comparison of Club Gain/Loss

Current Year Compared to the Previous Year



YTD Status Quo Clubs 2009-2010

Status Quo Clubs Compared to Status Quo Members



MEMBERSHIP

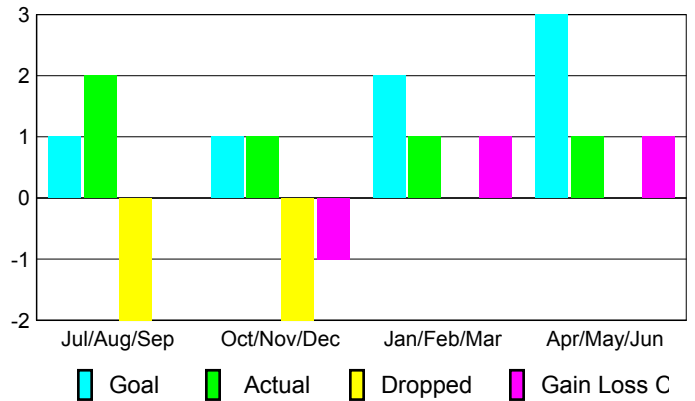
Membership Results
2009-2010

Membership
2008-2009

Month	Net Memb Goal	Actual New Memb	Actual Dropped Memb	Gain/Loss of Memb	Gain/Loss of Memb
Jul/Aug/Sep	1	2	-2	0	-8
Oct/Nov/Dec	1	1	-2	-1	6
Jan/Feb/Mar	2	1	0	1	-4
Apr/May/June	3	1	0	1	0
Totals	7	5	-4	1	-6

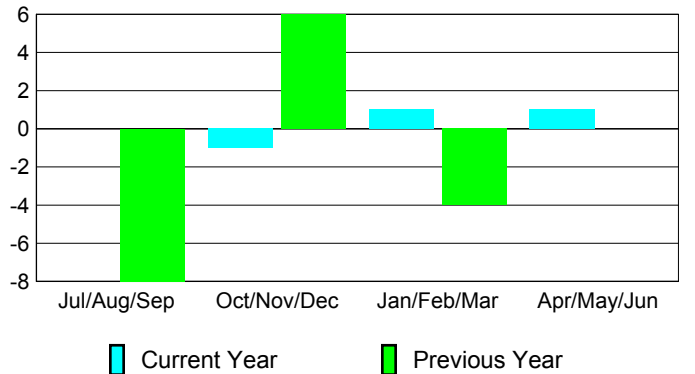
Membership Results 2009-2010

Goal, New, Dropped, Gain/Loss

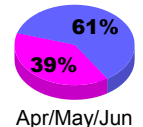
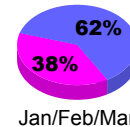
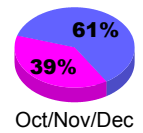
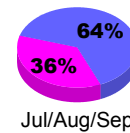


Comparison of Membership Gain/Loss

Current Year Compared to the Previous Year



Gender Comparison 2009-2010



Male

Female



2009-2010 GMT Quarterly Report for District (or Undistricted) **District 36 E OREGON**

GMT: **DANA M BIGGS**

Location: **OREGON**

GMT CA: **1**

CLUBS

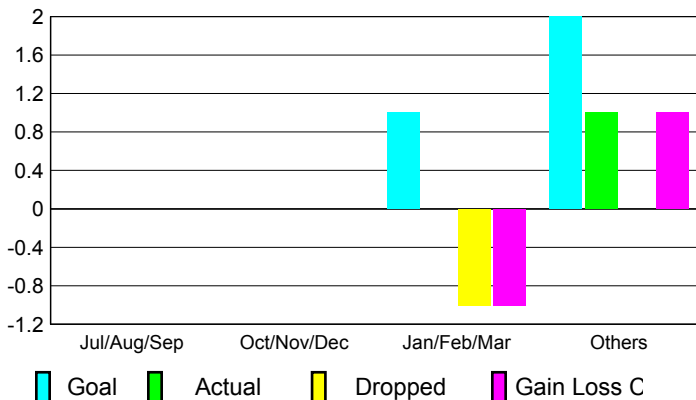
Club Results
2009-2010

Clubs
2008-2009

Month	New Club Goal	Actual New Clubs	Actual Dropped Clubs	Gain/Loss of Clubs	Gain/Loss of Clubs
Jul/Aug/Sep	0	0	0	0	0
Oct/Nov/Dec	0	0	0	0	0
Jan/Feb/Mar	1	0	-1	-1	0
Apr/May/June	2	1	0	1	0
Totals	3	1	-1	0	0

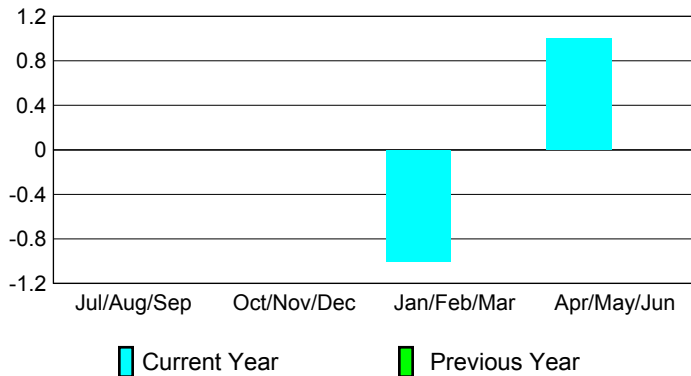
Club Results 2009-2010

Goal, New, Dropped, Gain/Loss



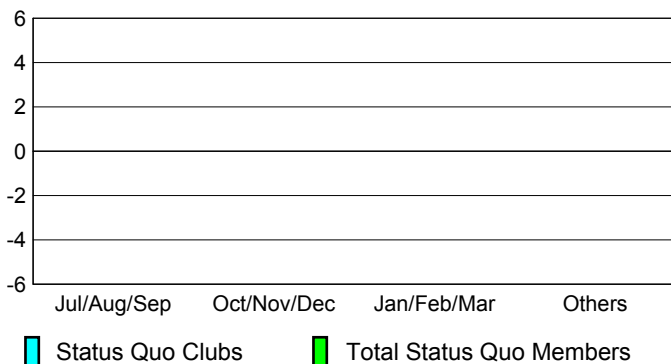
Comparison of Club Gain/Loss

Current Year Compared to the Previous Year



YTD Status Quo Clubs 2009-2010

Status Quo Clubs Compared to Status Quo Members



MEMBERSHIP

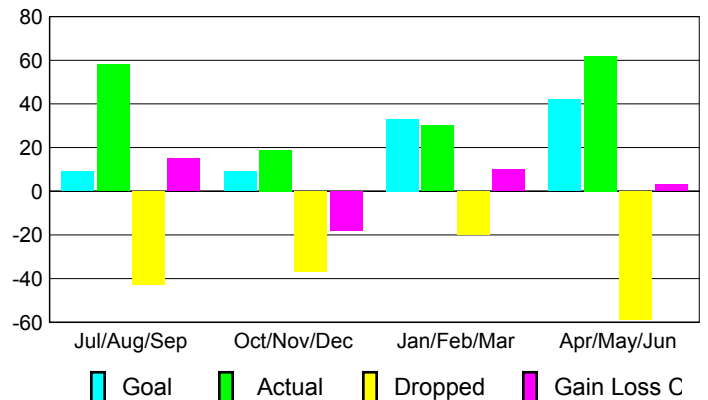
Membership Results
2009-2010

Membership
2008-2009

Month	Net Memb Goal	Actual New Memb	Actual Dropped Memb	Gain/Loss of Memb	Gain/Loss of Memb
Jul/Aug/Sep	9	58	-43	15	21
Oct/Nov/Dec	9	19	-37	-18	1
Jan/Feb/Mar	33	30	-20	10	27
Apr/May/June	42	62	-59	3	-8
Totals	93	169	-159	10	41

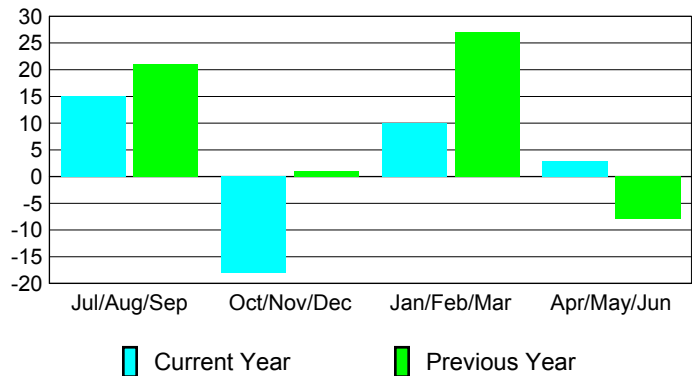
Membership Results 2009-2010

Goal, New, Dropped, Gain/Loss

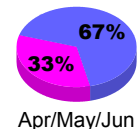
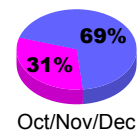
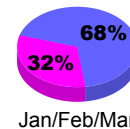
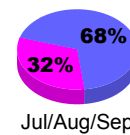


Comparison of Membership Gain/Loss

Current Year Compared to the Previous Year



Gender Comparison 2009-2010



Male

Female



2009-2010 GMT Quarterly Report for District (or Undistricted) **District 36 G**

GMT: **DANA M BIGGS**

Location: **OREGON**

GMT CA: **1**

CLUBS

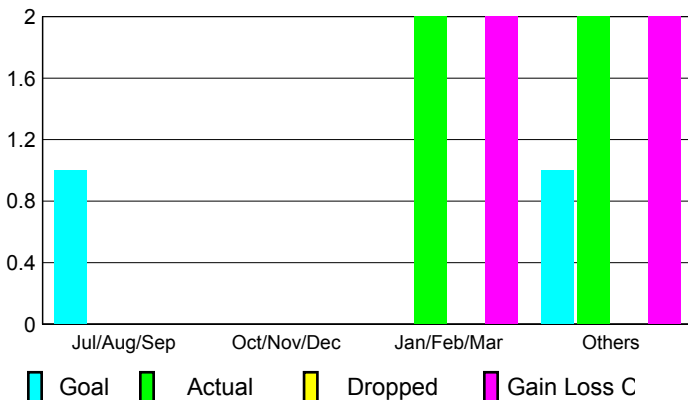
Club Results
2009-2010

Clubs
2008-2009

Month	New Club Goal	Actual New Clubs	Actual Dropped Clubs	Gain/Loss of Clubs	Gain/Loss of Clubs
Jul/Aug/Sep	1	0	0	0	0
Oct/Nov/Dec	0	0	0	0	0
Jan/Feb/Mar	0	2	0	2	0
Apr/May/June	1	2	0	2	0
Totals	2	4	0	4	0

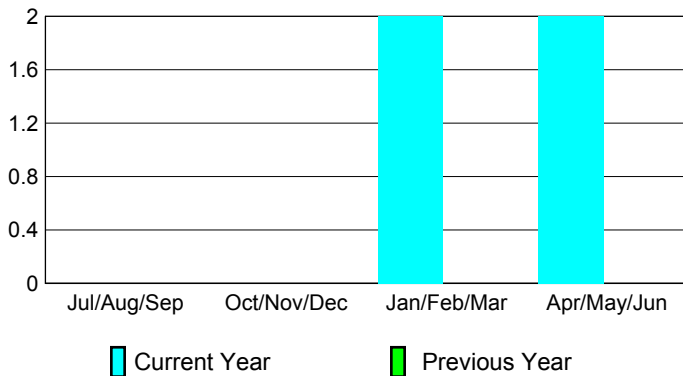
Club Results 2009-2010

Goal, New, Dropped, Gain/Loss



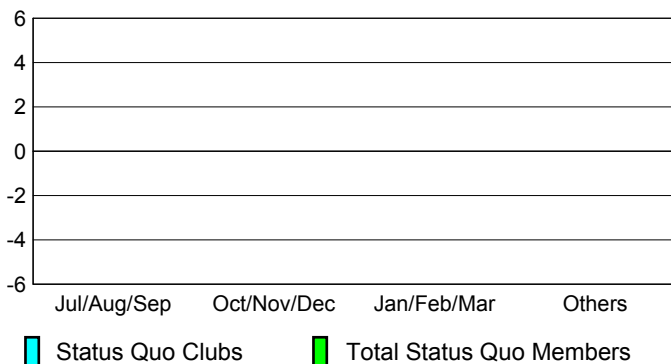
Comparison of Club Gain/Loss

Current Year Compared to the Previous Year



YTD Status Quo Clubs 2009-2010

Status Quo Clubs Compared to Status Quo Members



MEMBERSHIP

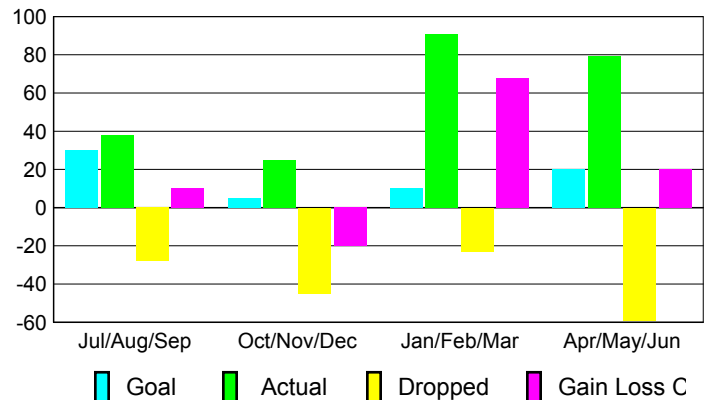
Membership Results
2009-2010

Membership
2008-2009

Month	Net Memb Goal	Actual New Memb	Actual Dropped Memb	Gain/Loss of Memb	Gain/Loss of Memb
Jul/Aug/Sep	30	38	-28	10	0
Oct/Nov/Dec	5	25	-45	-20	5
Jan/Feb/Mar	10	91	-23	68	16
Apr/May/June	20	79	-59	20	-10
Totals	65	233	-155	78	11

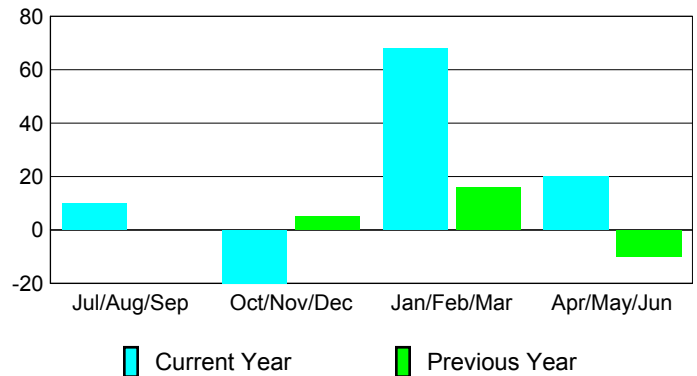
Membership Results 2009-2010

Goal, New, Dropped, Gain/Loss

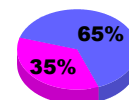


Comparison of Membership Gain/Loss

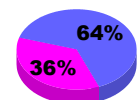
Current Year Compared to the Previous Year



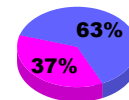
Gender Comparison 2009-2010



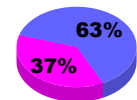
Jul/Aug/Sep



Oct/Nov/Dec



Jan/Feb/Mar



Apr/May/June

Male

Female



2009-2010 GMT Quarterly Report for District (or Undistricted) **District 37 N ALBERTA**

GMT: **DANA M BIGGS**

Location: **ALBERTA**

GMT CA: **1**

CLUBS

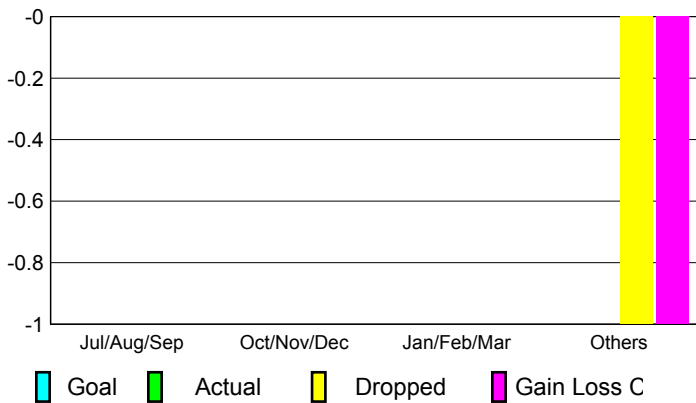
Club Results
2009-2010

Clubs
2008-2009

Month	New Club Goal	Actual New Clubs	Actual Dropped Clubs	Gain/Loss of Clubs	Gain/Loss of Clubs
Jul/Aug/Sep	0	0	0	0	0
Oct/Nov/Dec	0	0	0	0	0
Jan/Feb/Mar	0	0	0	0	1
Apr/May/June	0	0	-1	-1	0
Totals	0	0	-1	-1	1

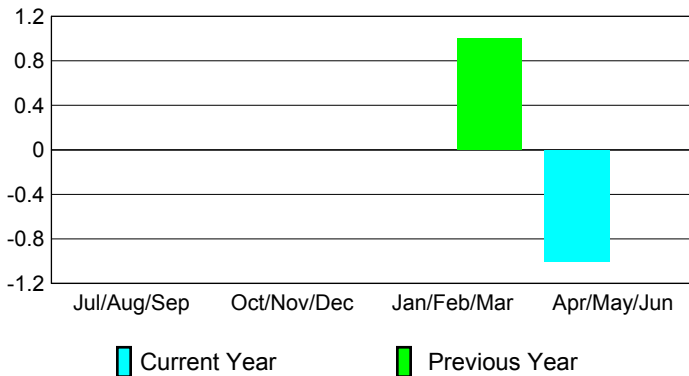
Club Results 2009-2010

Goal, New, Dropped, Gain/Loss



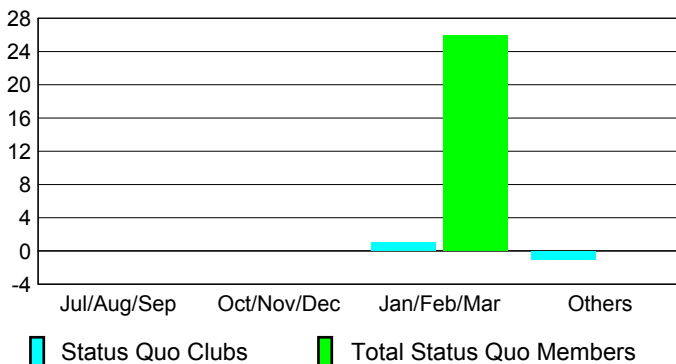
Comparison of Club Gain/Loss

Current Year Compared to the Previous Year



YTD Status Quo Clubs 2009-2010

Status Quo Clubs Compared to Status Quo Members



MEMBERSHIP

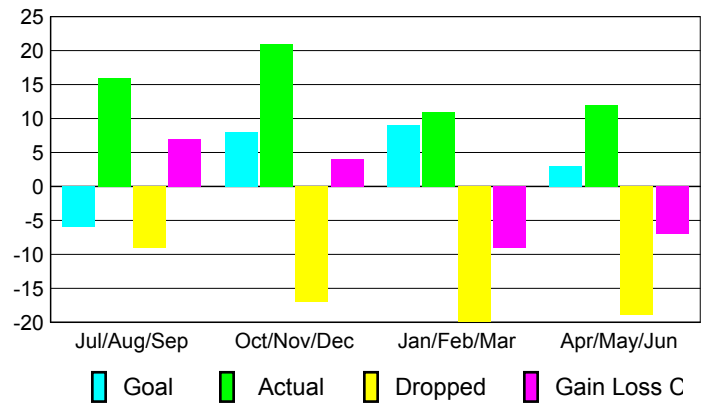
Membership Results
2009-2010

Membership
2008-2009

Month	Net Memb Goal	Actual New Memb	Actual Dropped Memb	Gain/Loss of Memb	Gain/Loss of Memb
Jul/Aug/Sep	-6	16	-9	7	-4
Oct/Nov/Dec	8	21	-17	4	-10
Jan/Feb/Mar	9	11	-20	-9	16
Apr/May/June	3	12	-19	-7	-6
Totals	14	60	-65	-5	-4

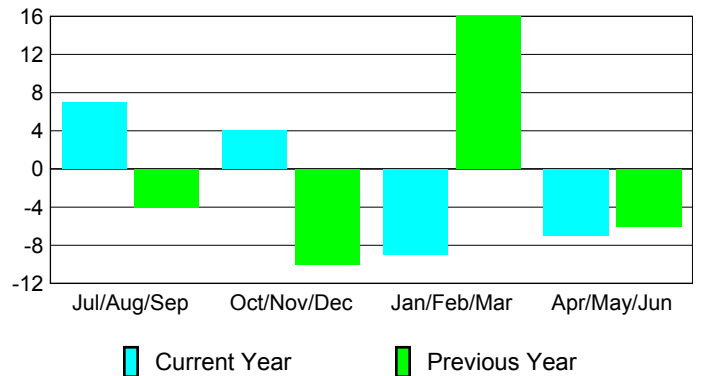
Membership Results 2009-2010

Goal, New, Dropped, Gain/Loss

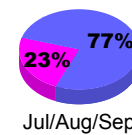


Comparison of Membership Gain/Loss

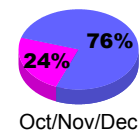
Current Year Compared to the Previous Year



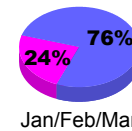
Gender Comparison 2009-2010



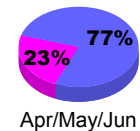
Jul/Aug/Sep



Oct/Nov/Dec



Jan/Feb/Mar



Apr/May/June

Male

Female



2009-2010 GMT Quarterly Report for District (or Undistricted) **District 37 N**

GMT: **DANA M BIGGS**

Location: **MONTANA**

GMT CA: **1**

CLUBS

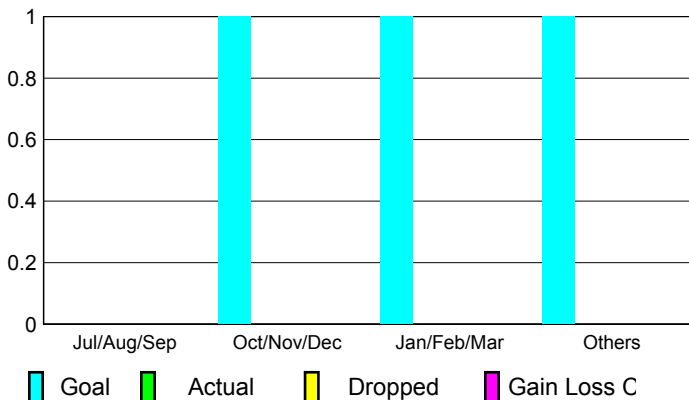
Club Results
2009-2010

Clubs
2008-2009

Month	New Club Goal	Actual New Clubs	Actual Dropped Clubs	Gain/Loss of Clubs	Gain/Loss of Clubs
Jul/Aug/Sep	0	0	0	0	0
Oct/Nov/Dec	1	0	0	0	0
Jan/Feb/Mar	1	0	0	0	0
Apr/May/June	1	0	0	0	1
Totals	3	0	0	0	1


Club Results 2009-2010

Goal, New, Dropped, Gain/Loss



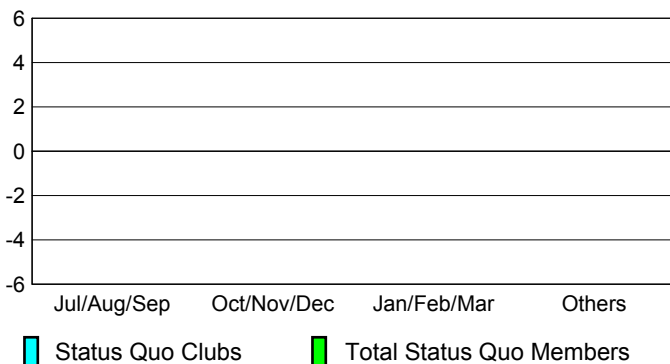
Comparison of Club Gain/Loss

Current Year Compared to the Previous Year



YTD Status Quo Clubs 2009-2010

Status Quo Clubs Compared to Status Quo Members



MEMBERSHIP

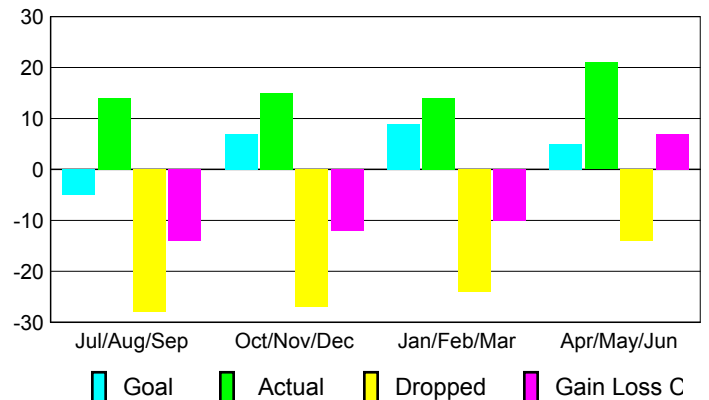
Membership Results
2009-2010

Membership
2008-2009

Month	Net Memb Goal	Actual New Memb	Actual Dropped Memb	Gain/Loss of Memb	Gain/Loss of Memb
Jul/Aug/Sep	-5	14	-28	-14	-3
Oct/Nov/Dec	7	15	-27	-12	-4
Jan/Feb/Mar	9	14	-24	-10	-24
Apr/May/June	5	21	-14	7	7
Totals	16	64	-93	-29	-24

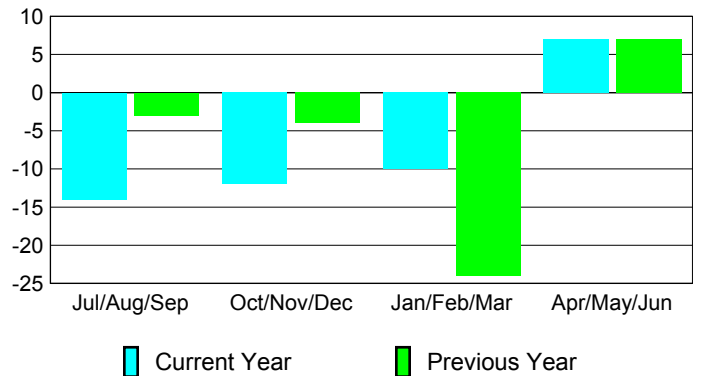
Membership Results 2009-2010

Goal, New, Dropped, Gain/Loss

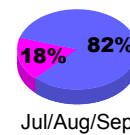


Comparison of Membership Gain/Loss

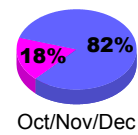
Current Year Compared to the Previous Year



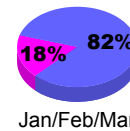
Gender Comparison 2009-2010



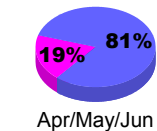
Jul/Aug/Sep



Oct/Nov/Dec



Jan/Feb/Mar



Apr/May/June

Male

Female



2009-2010 GMT Quarterly Report for District (or Undistricted) **District 37 S**

GMT: **DANA M BIGGS**

Location: **MONTANA**

GMT CA: **1**

CLUBS

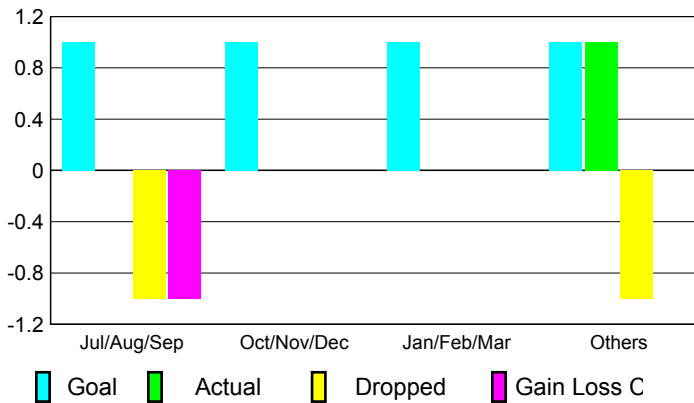
Club Results
2009-2010

Clubs
2008-2009

Month	New Club Goal	Actual New Clubs	Actual Dropped Clubs	Gain/Loss of Clubs	Gain/Loss of Clubs
Jul/Aug/Sep	1	0	-1	-1	0
Oct/Nov/Dec	1	0	0	0	0
Jan/Feb/Mar	1	0	0	0	0
Apr/May/June	1	1	-1	0	0
Totals	4	1	-2	-1	0


Club Results 2009-2010

Goal, New, Dropped, Gain/Loss



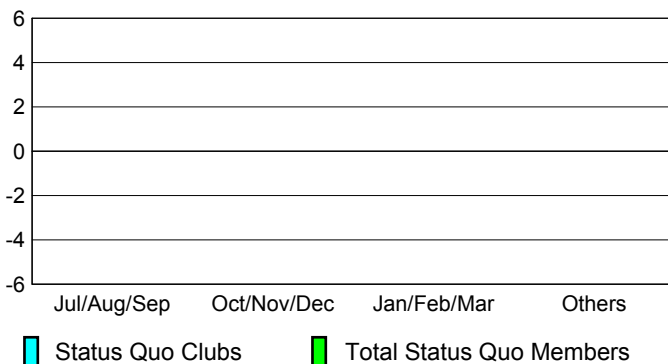
Comparison of Club Gain/Loss

Current Year Compared to the Previous Year



YTD Status Quo Clubs 2009-2010

Status Quo Clubs Compared to Status Quo Members



MEMBERSHIP

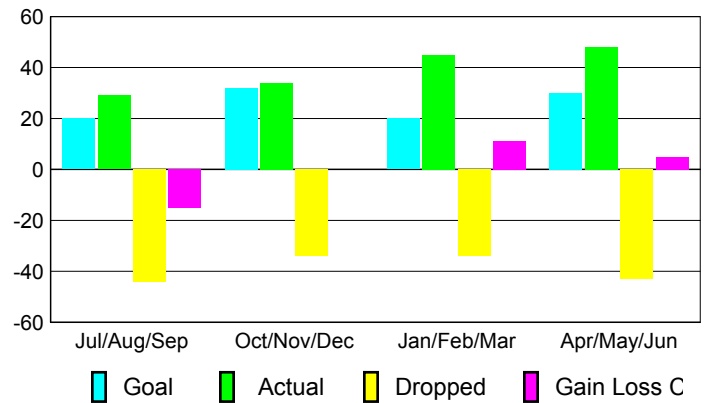
Membership Results
2009-2010

Membership
2008-2009

Month	Net Memb Goal	Actual New Memb	Actual Dropped Memb	Gain/Loss of Memb	Gain/Loss of Memb
Jul/Aug/Sep	20	29	-44	-15	-19
Oct/Nov/Dec	32	34	-34	0	-21
Jan/Feb/Mar	20	45	-34	11	11
Apr/May/June	30	48	-43	5	-14
Totals	102	156	-155	1	-43

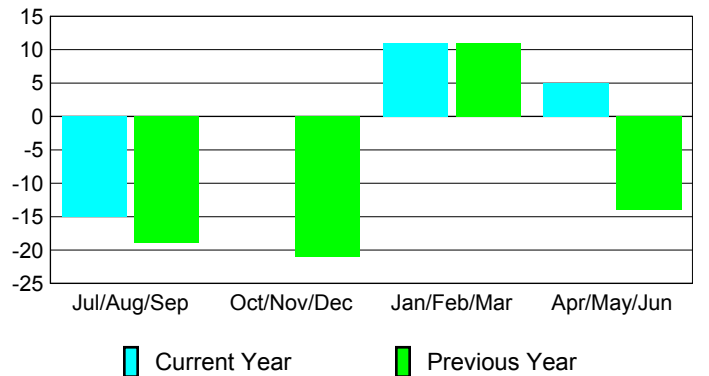
Membership Results 2009-2010

Goal, New, Dropped, Gain/Loss

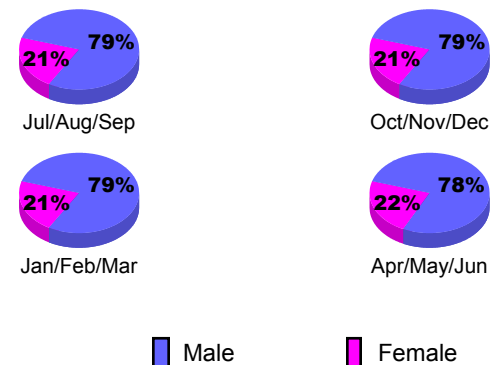


Comparison of Membership Gain/Loss

Current Year Compared to the Previous Year



Gender Comparison 2009-2010





2009-2010 GMT Quarterly Report for District (or Undistricted) **District 39 W IDAHO**

GMT: **DANA M BIGGS**

Location: **IDAHO**

GMT CA: **1**

CLUBS

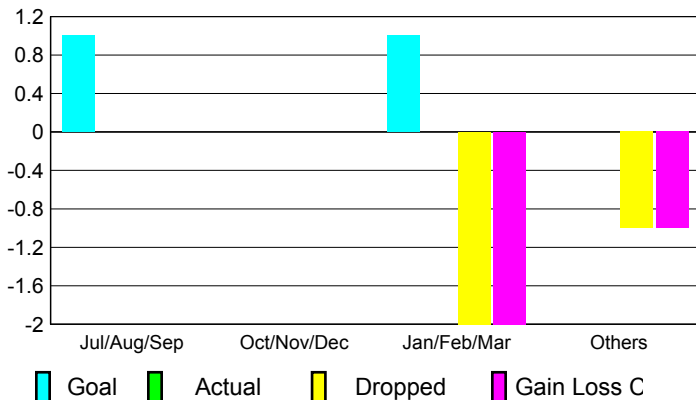
Club Results
2009-2010

Clubs
2008-2009

Month	New Club Goal	Actual New Clubs	Actual Dropped Clubs	Gain/Loss of Clubs	Gain/Loss of Clubs
Jul/Aug/Sep	1	0	0	0	0
Oct/Nov/Dec	0	0	0	0	0
Jan/Feb/Mar	1	0	-2	-2	1
Apr/May/June	0	0	-1	-1	2
Totals	2	0	-3	-3	3

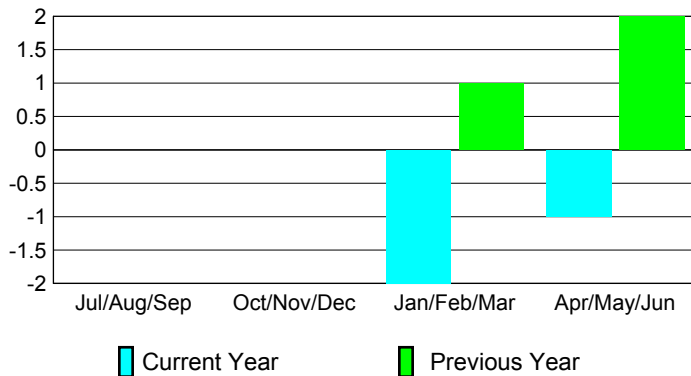
Club Results 2009-2010

Goal, New, Dropped, Gain/Loss



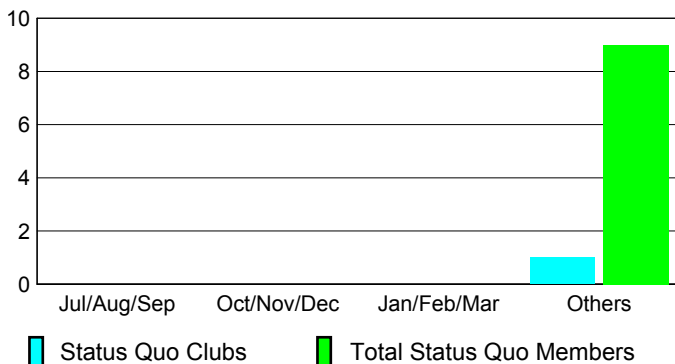
Comparison of Club Gain/Loss

Current Year Compared to the Previous Year



YTD Status Quo Clubs 2009-2010

Status Quo Clubs Compared to Status Quo Members



MEMBERSHIP

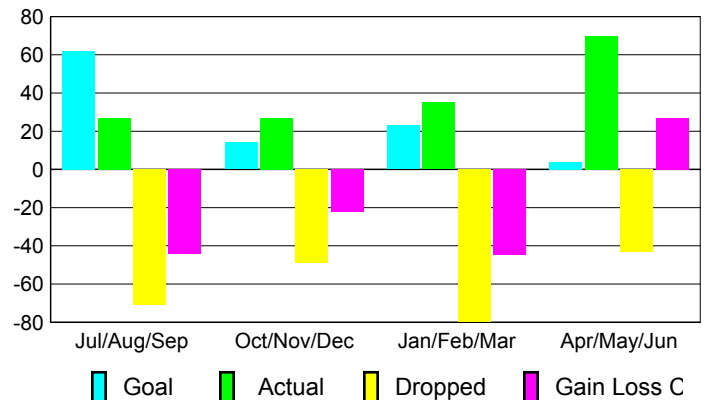
Membership Results
2009-2010

Membership
2008-2009

Month	Net Memb Goal	Actual New Memb	Actual Dropped Memb	Gain/Loss of Memb	Gain/Loss of Memb
Jul/Aug/Sep	62	27	-71	-44	-20
Oct/Nov/Dec	14	27	-49	-22	-26
Jan/Feb/Mar	23	35	-80	-45	15
Apr/May/June	4	70	-43	27	35
Totals	103	159	-243	-84	4

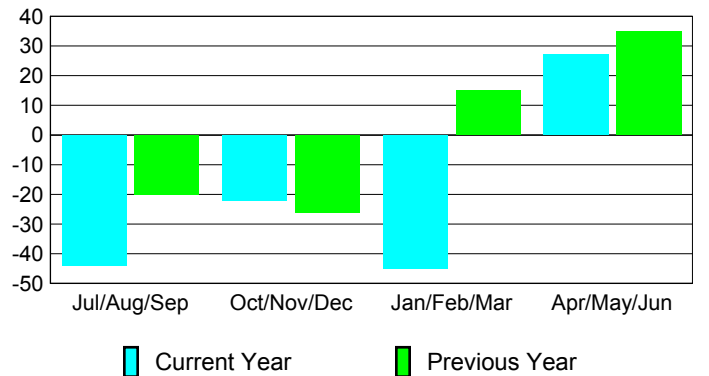
Membership Results 2009-2010

Goal, New, Dropped, Gain/Loss

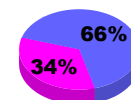


Comparison of Membership Gain/Loss

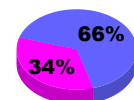
Current Year Compared to the Previous Year



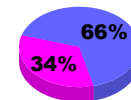
Gender Comparison 2009-2010



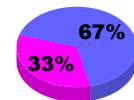
Jul/Aug/Sep



Oct/Nov/Dec



Jan/Feb/Mar



Apr/May/June

Male

Female



2009-2010 GMT Quarterly Report for District (or Undistricted) **District 39 W OREGON**

GMT: **DANA M BIGGS**

Location: **OREGON**

GMT CA: **1**

CLUBS

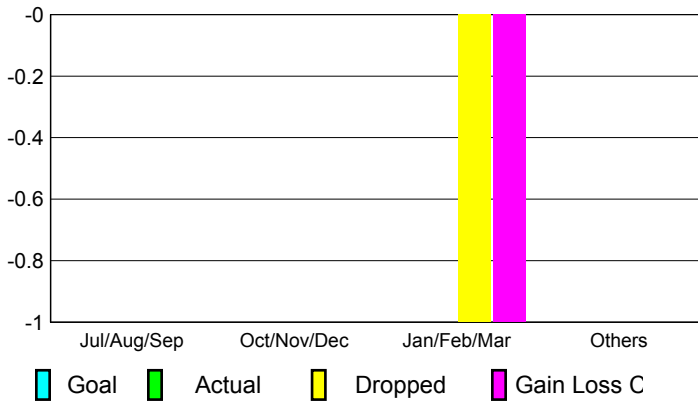
**Club Results
2009-2010**

**Clubs
2008-2009**

Month	New Club Goal	Actual New Clubs	Actual Dropped Clubs	Gain/Loss of Clubs	Gain/Loss of Clubs
Jul/Aug/Sep	0	0	0	0	0
Oct/Nov/Dec	0	0	0	0	0
Jan/Feb/Mar	0	0	-1	-1	0
Apr/May/June	0	0	0	0	0
Totals	0	0	-1	-1	0

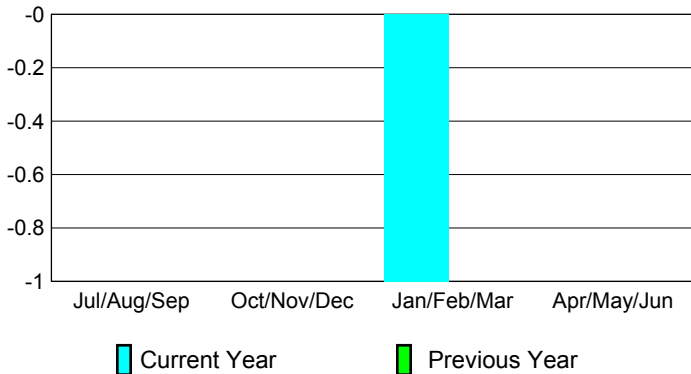
Club Results 2009-2010

Goal, New, Dropped, Gain/Loss



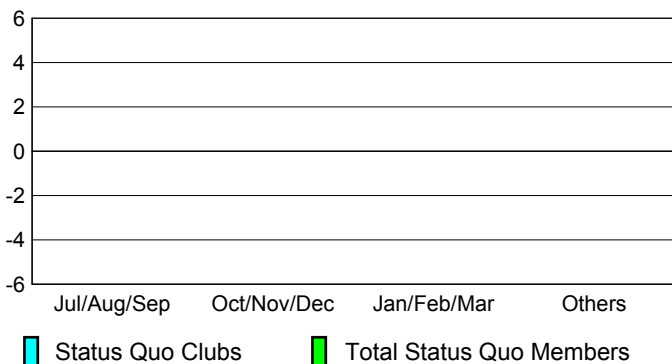
Comparison of Club Gain/Loss

Current Year Compared to the Previous Year



YTD Status Quo Clubs 2009-2010

Status Quo Clubs Compared to Status Quo Members



MEMBERSHIP

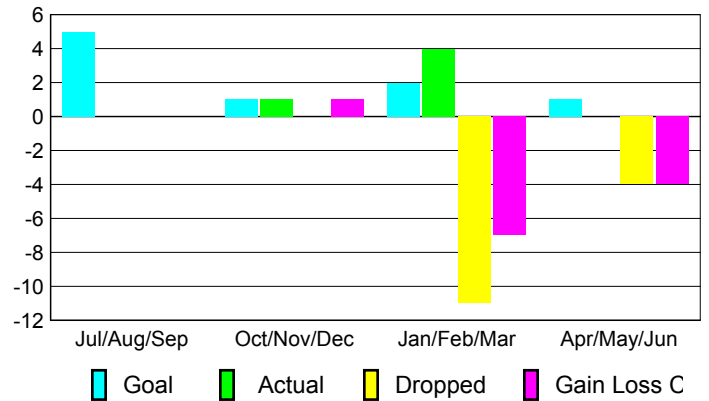
**Membership Results
2009-2010**

**Membership
2008-2009**

Month	Net Memb Goal	Actual New Memb	Actual Dropped Memb	Gain/Loss of Memb	Gain/Loss of Memb
Jul/Aug/Sep	5	0	0	0	0
Oct/Nov/Dec	1	1	0	1	4
Jan/Feb/Mar	2	4	-11	-7	-1
Apr/May/June	1	0	-4	-4	2
Totals	9	5	-15	-10	5

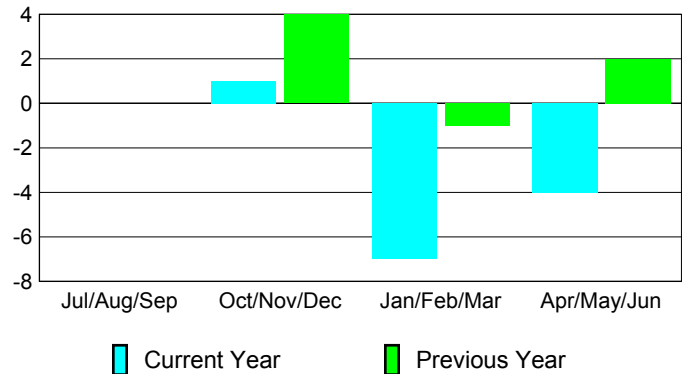
Membership Results 2009-2010

Goal, New, Dropped, Gain/Loss

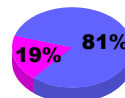


Comparison of Membership Gain/Loss

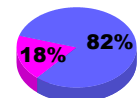
Current Year Compared to the Previous Year



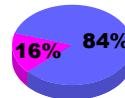
Gender Comparison 2009-2010



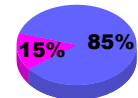
Jul/Aug/Sep



Oct/Nov/Dec



Jan/Feb/Mar



Apr/May/June

Male

Female



2009-2010 GMT Quarterly Report for District (or Undistricted) **District 39 E**

GMT: **DANA M BIGGS**

Location: **IDAHO**

GMT CA: **1**

CLUBS

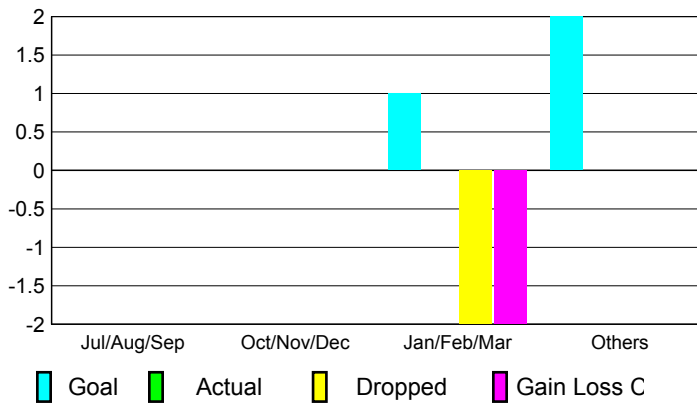
Club Results
2009-2010

Clubs
2008-2009

Month	New Club Goal	Actual New Clubs	Actual Dropped Clubs	Gain/Loss of Clubs	Gain/Loss of Clubs
Jul/Aug/Sep	0	0	0	0	0
Oct/Nov/Dec	0	0	0	0	0
Jan/Feb/Mar	1	0	-2	-2	0
Apr/May/June	2	0	0	0	0
Totals	3	0	-2	-2	0

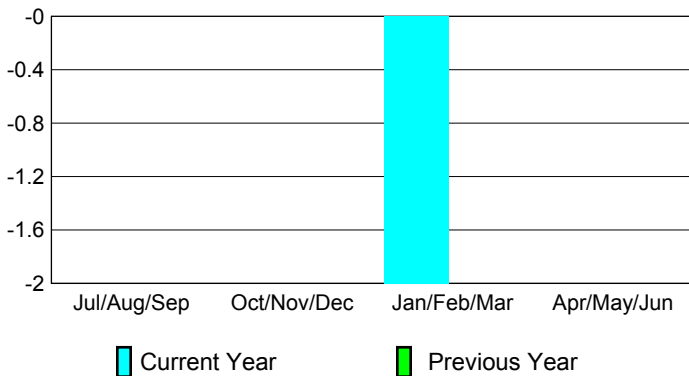
Club Results 2009-2010

Goal, New, Dropped, Gain/Loss



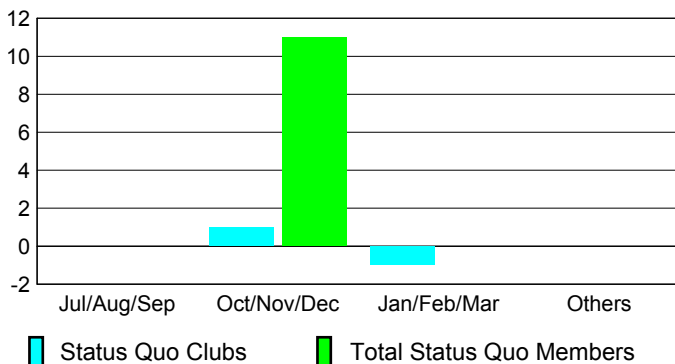
Comparison of Club Gain/Loss

Current Year Compared to the Previous Year



YTD Status Quo Clubs 2009-2010

Status Quo Clubs Compared to Status Quo Members



MEMBERSHIP

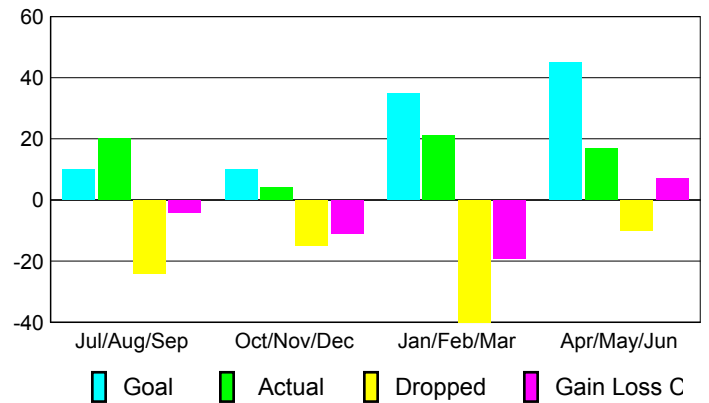
Membership Results
2009-2010

Membership
2008-2009

Month	Net Memb Goal	Actual New Memb	Actual Dropped Memb	Gain/Loss of Memb	Gain/Loss of Memb
Jul/Aug/Sep	10	20	-24	-4	2
Oct/Nov/Dec	10	4	-15	-11	-9
Jan/Feb/Mar	35	21	-40	-19	-19
Apr/May/June	45	17	-10	7	4
Totals	100	62	-89	-27	-22

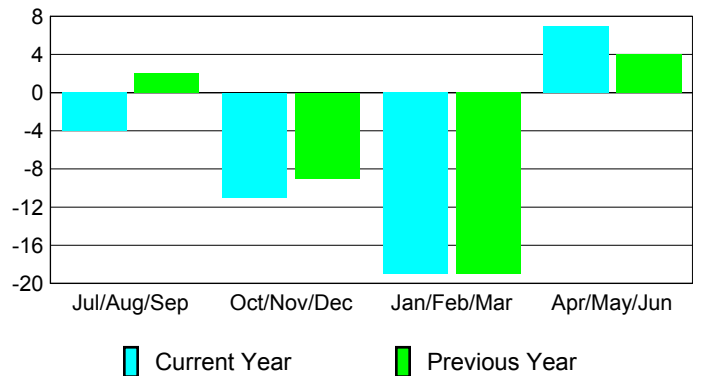
Membership Results 2009-2010

Goal, New, Dropped, Gain/Loss

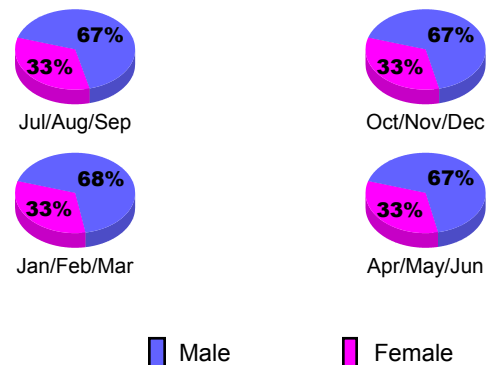


Comparison of Membership Gain/Loss

Current Year Compared to the Previous Year



Gender Comparison 2009-2010





2009-2010 GMT Quarterly Report for District (or Undistricted) **District 46**

GMT: **DANA M BIGGS**

Location: **CALIFORNIA**

GMT CA: **1**

CLUBS

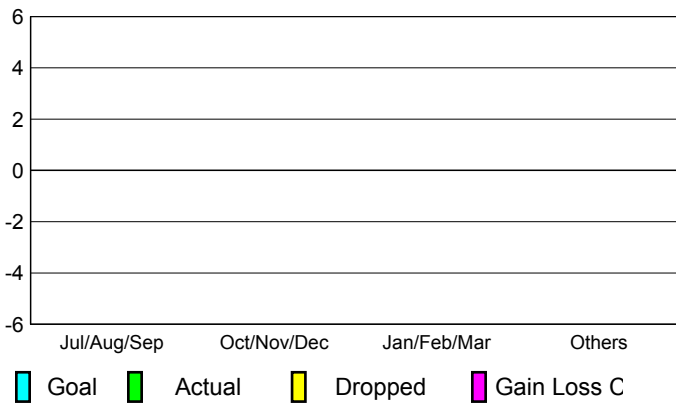
**Club Results
2009-2010**

**Clubs
2008-2009**

Month	New Club Goal	Actual New Clubs	Actual Dropped Clubs	Gain/Loss of Clubs	Gain/Loss of Clubs
Jul/Aug/Sep	0	0	0	0	0
Oct/Nov/Dec	0	0	0	0	0
Jan/Feb/Mar	0	0	0	0	0
Apr/May/Jun	0	0	0	0	0
Totals	0	0	0	0	0


Club Results 2009-2010

Goal, New, Dropped, Gain/Loss



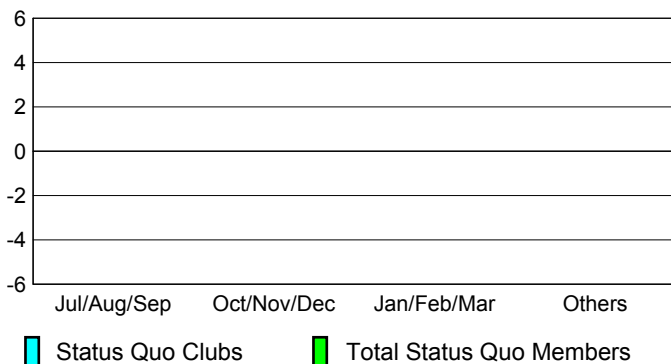
Comparison of Club Gain/Loss

Current Year Compared to the Previous Year



YTD Status Quo Clubs 2009-2010

Status Quo Clubs Compared to Status Quo Members



MEMBERSHIP

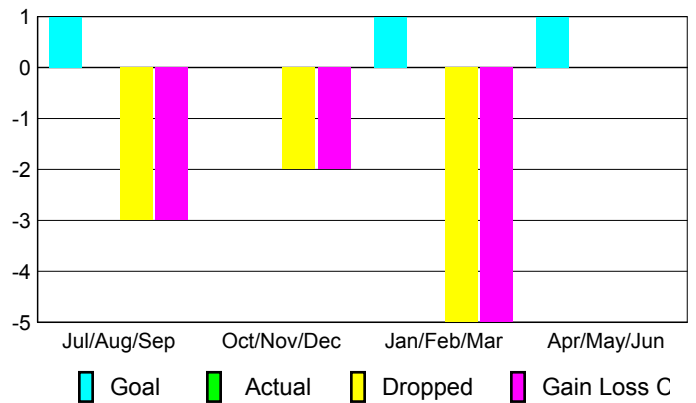
**Membership Results
2009-2010**

**Membership
2008-2009**

Month	Net Memb Goal	Actual New Memb	Actual Dropped Memb	Gain/Loss of Memb	Gain/Loss of Memb
Jul/Aug/Sep	1	0	-3	-3	-2
Oct/Nov/Dec	0	0	-2	-2	1
Jan/Feb/Mar	1	0	-5	-5	1
Apr/May/Jun	1	0	0	0	3
Totals	3	0	-10	-10	3

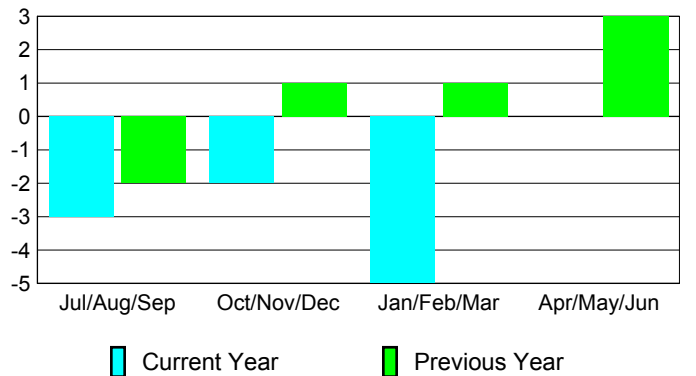
Membership Results 2009-2010

Goal, New, Dropped, Gain/Loss

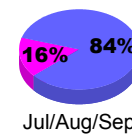


Comparison of Membership Gain/Loss

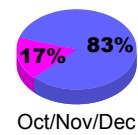
Current Year Compared to the Previous Year



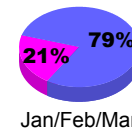
Gender Comparison 2009-2010



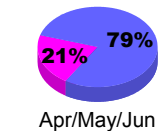
Jul/Aug/Sep



Oct/Nov/Dec



Jan/Feb/Mar



Apr/May/Jun

Male

Female



2009-2010 GMT Quarterly Report for District (or Undistricted) **District 46 NEVADA**

GMT: **DANA M BIGGS**

Location: **NEVADA**

GMT CA: **1**

CLUBS

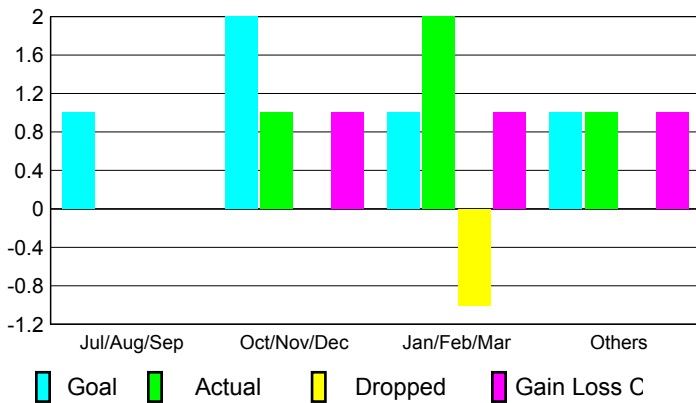
Club Results
2009-2010

Clubs
2008-2009

Month	New Club	Actual New	Actual Dropped	Gain/Loss of	Gain/Loss of
	Goal	New Clubs	Clubs	Clubs	Clubs
Jul/Aug/Sep	1	0	0	0	0
Oct/Nov/Dec	2	1	0	1	0
Jan/Feb/Mar	1	2	-1	1	0
Apr/May/June	1	1	0	1	0
Totals	5	4	-1	3	0

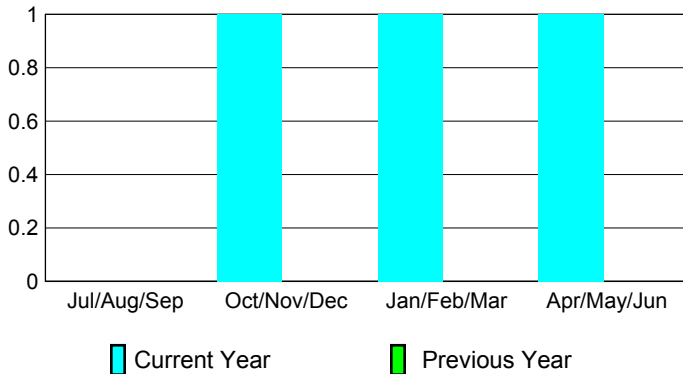
Club Results 2009-2010

Goal, New, Dropped, Gain/Loss



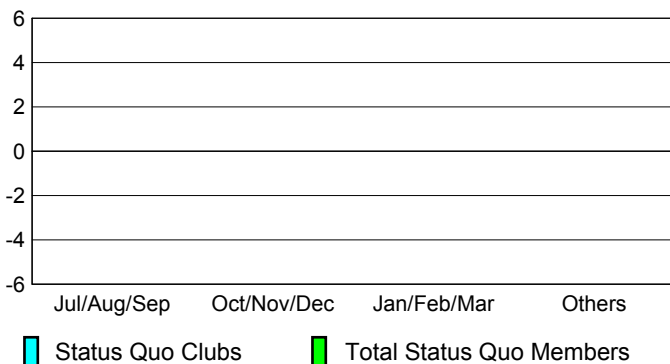
Comparison of Club Gain/Loss

Current Year Compared to the Previous Year



YTD Status Quo Clubs 2009-2010

Status Quo Clubs Compared to Status Quo Members



MEMBERSHIP

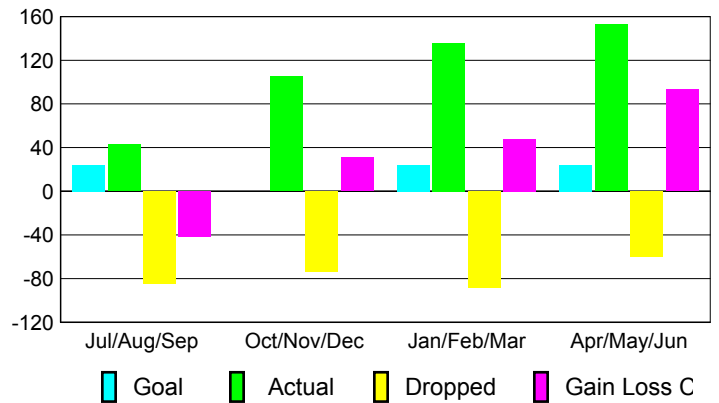
Membership Results
2009-2010

Membership
2008-2009

Month	Net Memb	Actual New	Actual Dropped	Gain/Loss of	Gain/Loss of
	Goal	New Memb	Memb	Memb	Memb
Jul/Aug/Sep	24	43	-85	-42	-16
Oct/Nov/Dec	0	105	-74	31	-68
Jan/Feb/Mar	24	136	-88	48	-24
Apr/May/June	24	153	-60	93	-1
Totals	72	437	-307	130	-109

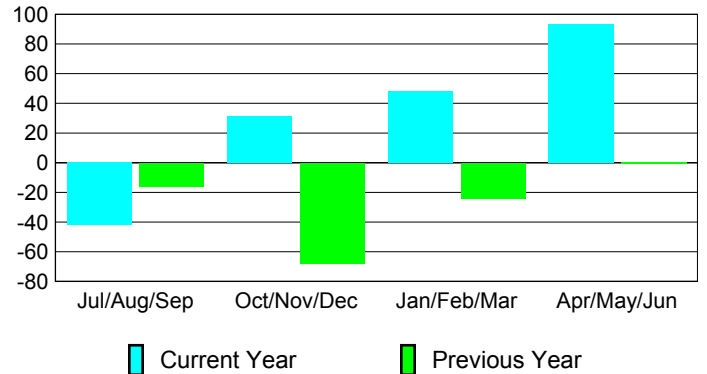
Membership Results 2009-2010

Goal, New, Dropped, Gain/Loss

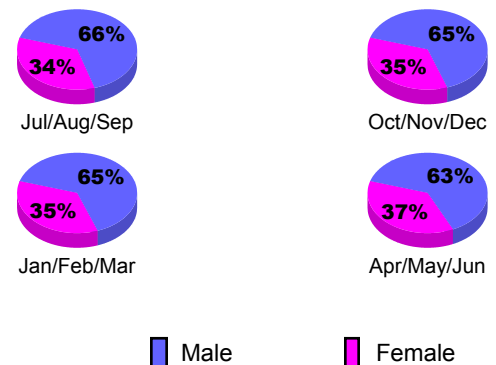


Comparison of Membership Gain/Loss

Current Year Compared to the Previous Year



Gender Comparison 2009-2010





2009-2010 GMT Quarterly Report for District (or Undistricted) **District 49 A**

GMT: **DANA M BIGGS**

Location: **ALASKA**

GMT CA: **1**

CLUBS

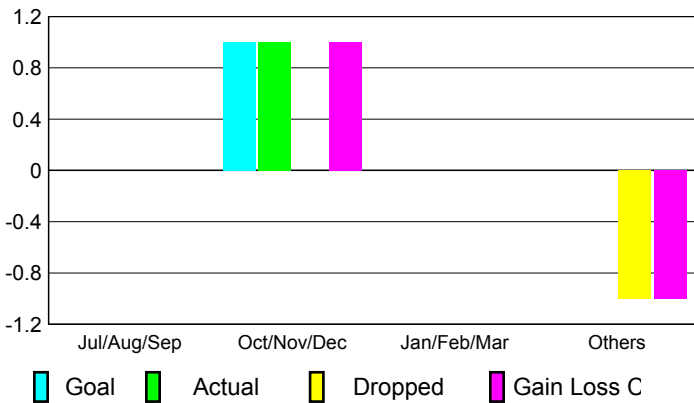
**Club Results
2009-2010**

**Clubs
2008-2009**

Month	New Club Goal	Actual New Clubs	Actual Dropped Clubs	Gain/Loss of Clubs	Gain/Loss of Clubs
Jul/Aug/Sep	0	0	0	0	0
Oct/Nov/Dec	1	1	0	1	0
Jan/Feb/Mar	0	0	0	0	1
Apr/May/June	0	0	-1	-1	1
Totals	1	1	-1	0	2

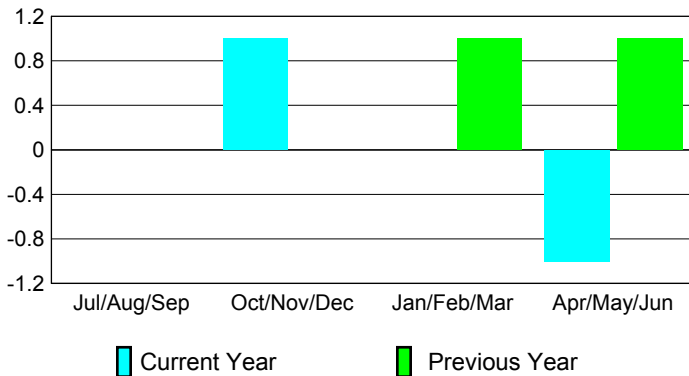
Club Results 2009-2010

Goal, New, Dropped, Gain/Loss



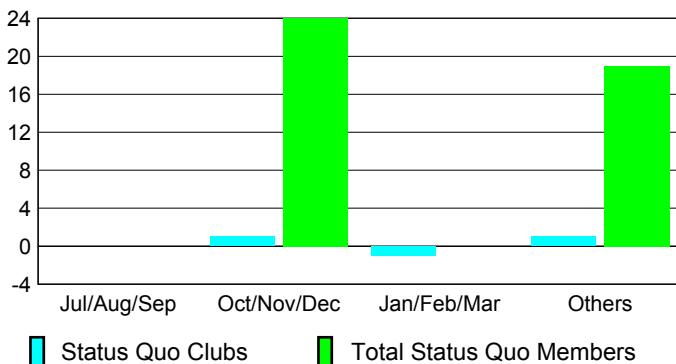
Comparison of Club Gain/Loss

Current Year Compared to the Previous Year



YTD Status Quo Clubs 2009-2010

Status Quo Clubs Compared to Status Quo Members



MEMBERSHIP

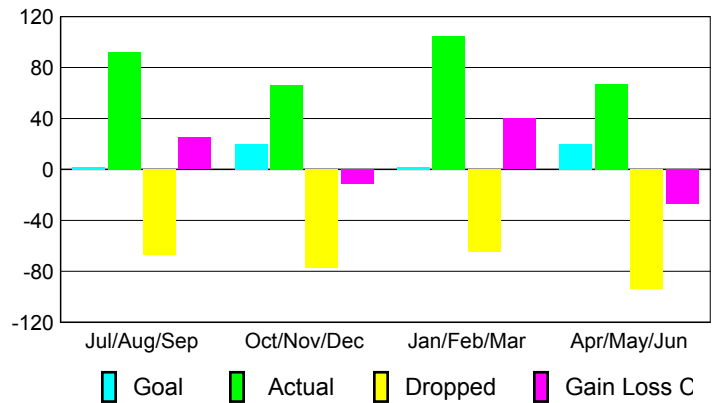
**Membership Results
2009-2010**

**Membership
2008-2009**

Month	Net Memb Goal	Actual New Memb	Actual Dropped Memb	Gain/Loss of Memb	Gain/Loss of Memb
Jul/Aug/Sep	2	92	-67	25	-11
Oct/Nov/Dec	20	66	-77	-11	-18
Jan/Feb/Mar	2	105	-65	40	19
Apr/May/June	20	67	-94	-27	-13
Totals	44	330	-303	27	-23

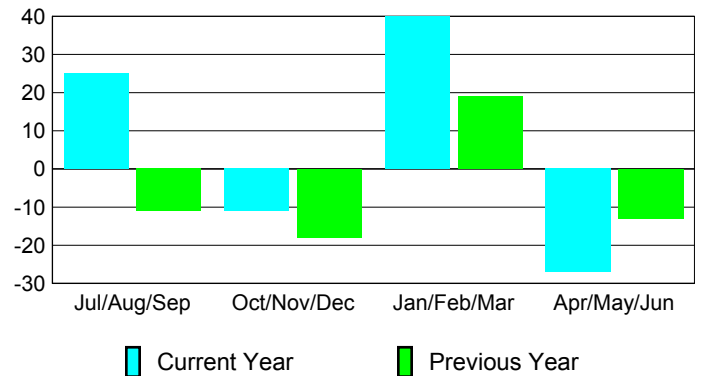
Membership Results 2009-2010

Goal, New, Dropped, Gain/Loss

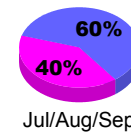


Comparison of Membership Gain/Loss

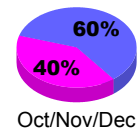
Current Year Compared to the Previous Year



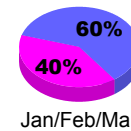
Gender Comparison 2009-2010



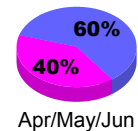
Jul/Aug/Sep



Oct/Nov/Dec



Jan/Feb/Mar



Apr/May/June

Male

Female



2009-2010 GMT Quarterly Report for District (or Undistricted) **District 49 B ALASKA**

GMT: **DANA M BIGGS**

Location: **ALASKA**

GMT CA: **1**

CLUBS

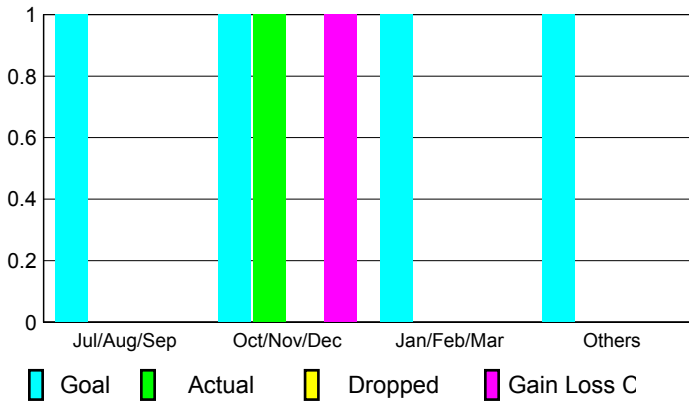
Club Results
2009-2010

Clubs
2008-2009

Month	New Club Goal	Actual New Clubs	Actual Dropped Clubs	Gain/Loss of Clubs	Gain/Loss of Clubs
Jul/Aug/Sep	1	0	0	0	0
Oct/Nov/Dec	1	1	0	1	0
Jan/Feb/Mar	1	0	0	0	0
Apr/May/June	1	0	0	0	0
Totals	4	1	0	1	0

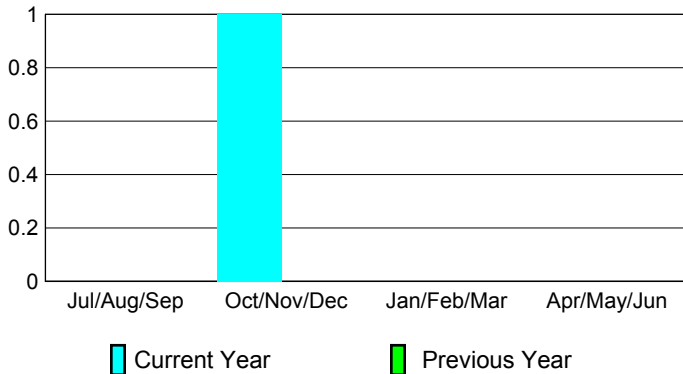
Club Results 2009-2010

Goal, New, Dropped, Gain/Loss



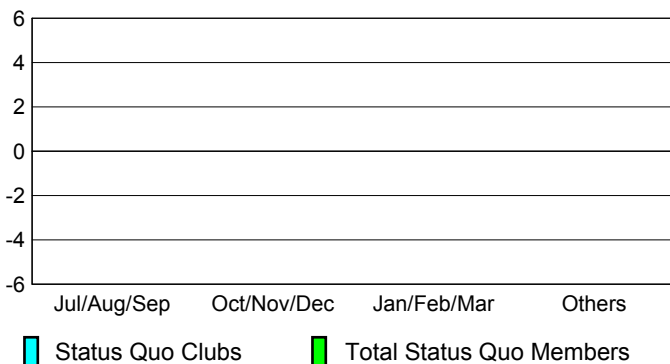
Comparison of Club Gain/Loss

Current Year Compared to the Previous Year



YTD Status Quo Clubs 2009-2010

Status Quo Clubs Compared to Status Quo Members



MEMBERSHIP

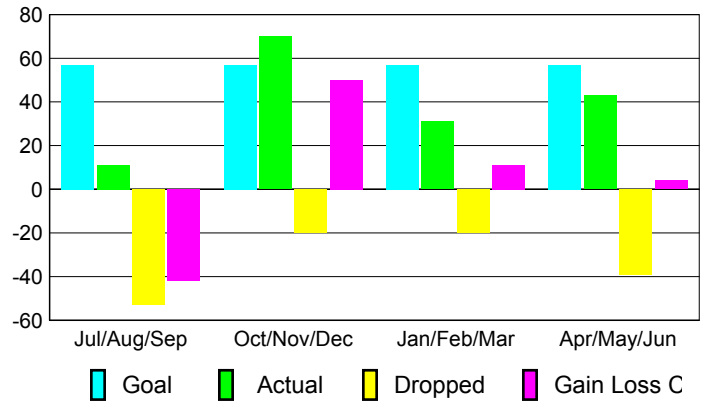
Membership Results
2009-2010

Membership
2008-2009

Month	Net Memb Goal	Actual New Memb	Actual Dropped Memb	Gain/Loss of Memb	Gain/Loss of Memb
Jul/Aug/Sep	57	11	-53	-42	16
Oct/Nov/Dec	57	70	-20	50	26
Jan/Feb/Mar	57	31	-20	11	0
Apr/May/June	57	43	-39	4	-33
Totals	228	155	-132	23	9

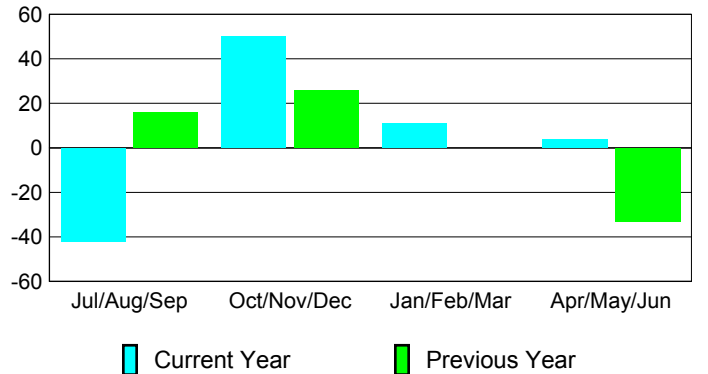
Membership Results 2009-2010

Goal, New, Dropped, Gain/Loss

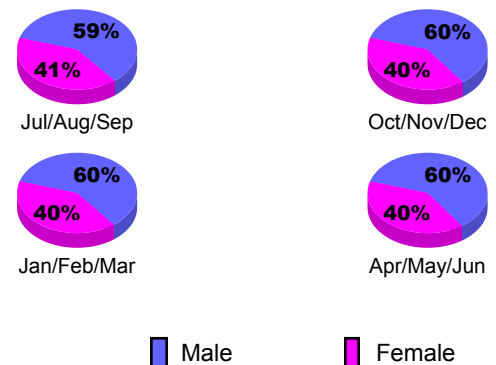


Comparison of Membership Gain/Loss

Current Year Compared to the Previous Year



Gender Comparison 2009-2010





2009-2010 GMT Quarterly Report for District (or Undistricted) **District 49 B YUKON**

GMT: **DANA M BIGGS**

Location: **YUKON TERRITORY**

GMT CA: **1**

CLUBS

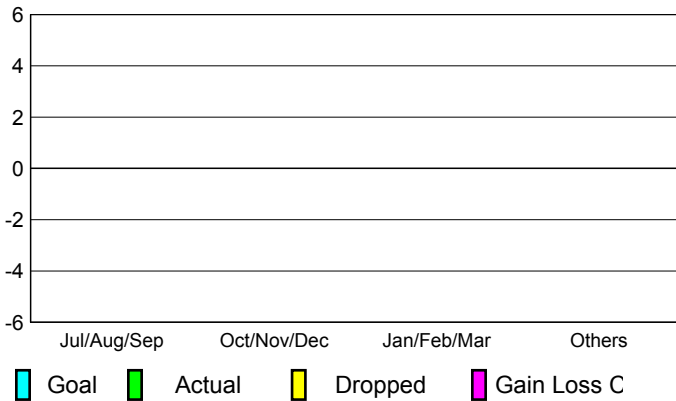
**Club Results
2009-2010**

**Clubs
2008-2009**

Month	New Club Goal	Actual New Clubs	Actual Dropped Clubs	Gain/Loss of Clubs	Gain/Loss of Clubs
Jul/Aug/Sep	0	0	0	0	0
Oct/Nov/Dec	0	0	0	0	0
Jan/Feb/Mar	0	0	0	0	0
Apr/May/June	0	0	0	0	0
Totals	0	0	0	0	0


Club Results 2009-2010

Goal, New, Dropped, Gain/Loss



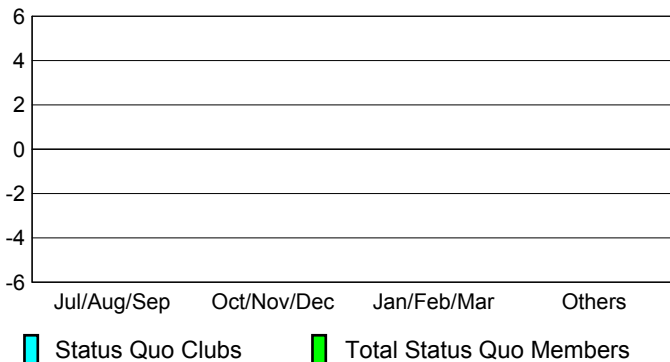
Comparison of Club Gain/Loss

Current Year Compared to the Previous Year



YTD Status Quo Clubs 2009-2010

Status Quo Clubs Compared to Status Quo Members



MEMBERSHIP

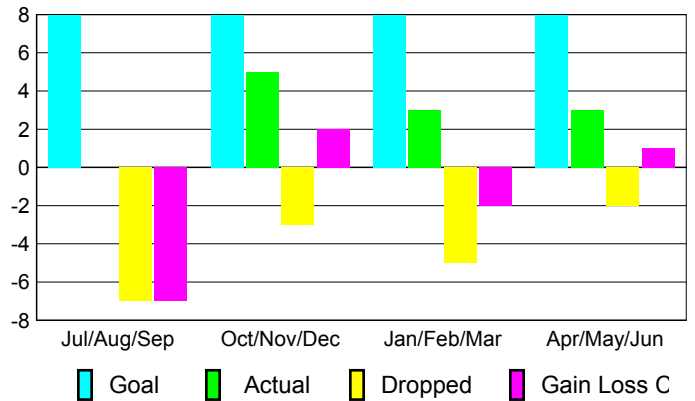
**Membership Results
2009-2010**

**Membership
2008-2009**

Month	Net Memb Goal	Actual New Memb	Actual Dropped Memb	Gain/Loss of Memb	Gain/Loss of Memb
Jul/Aug/Sep	8	0	-7	-7	0
Oct/Nov/Dec	8	5	-3	2	-3
Jan/Feb/Mar	8	3	-5	-2	-5
Apr/May/June	8	3	-2	1	4
Totals	32	11	-17	-6	-4

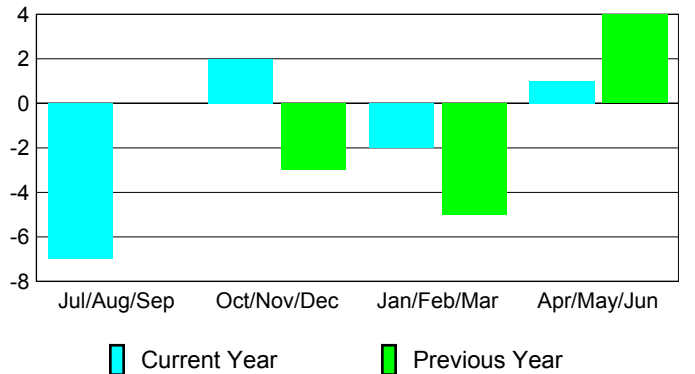
Membership Results 2009-2010

Goal, New, Dropped, Gain/Loss

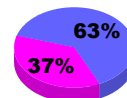


Comparison of Membership Gain/Loss

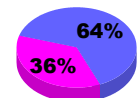
Current Year Compared to the Previous Year



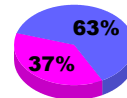
Gender Comparison 2009-2010



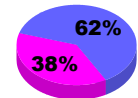
Jul/Aug/Sep



Oct/Nov/Dec



Jan/Feb/Mar



Apr/May/June

Male

Female



2009-2010 GMT Quarterly Report for District (or Undistricted) **District 50**

GMT: **DANA M BIGGS**

Location: **HAWAII**

GMT CA: **1**

CLUBS

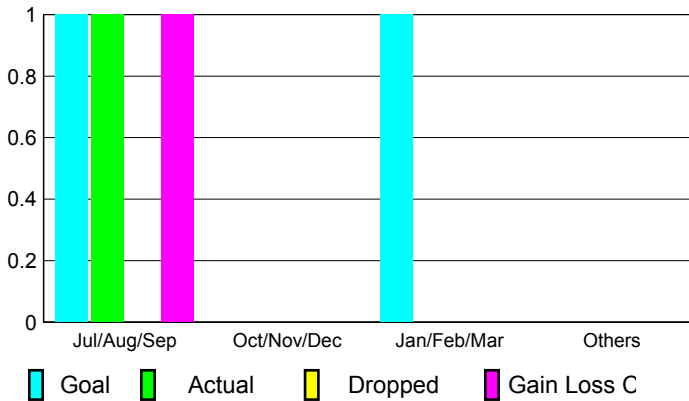
Club Results
2009-2010

Clubs
2008-2009

Month	New Club Goal	Actual New Clubs	Actual Dropped Clubs	Gain/Loss of Clubs	Gain/Loss of Clubs
Jul/Aug/Sep	1	1	0	1	0
Oct/Nov/Dec	0	0	0	0	0
Jan/Feb/Mar	1	0	0	0	0
Apr/May/June	0	0	0	0	1
Totals	2	1	0	1	1


Club Results 2009-2010

Goal, New, Dropped, Gain/Loss



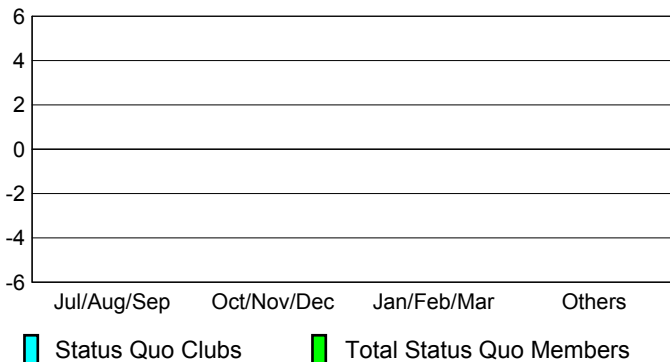
Comparison of Club Gain/Loss

Current Year Compared to the Previous Year



YTD Status Quo Clubs 2009-2010

Status Quo Clubs Compared to Status Quo Members



MEMBERSHIP

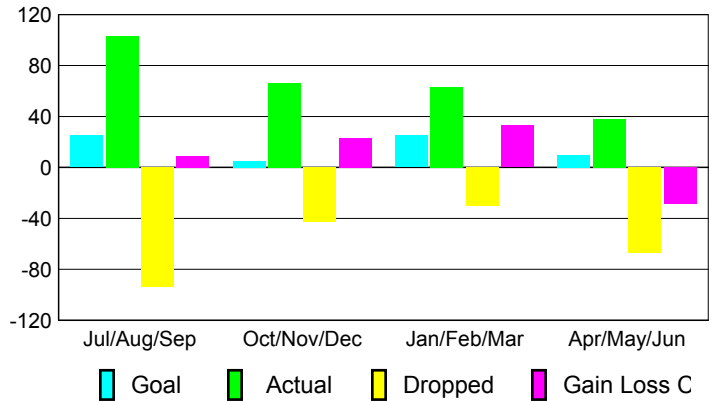
Membership Results
2009-2010

Membership
2008-2009

Month	Net Memb Goal	Actual New Memb	Actual Dropped Memb	Gain/Loss of Memb	Gain/Loss of Memb
Jul/Aug/Sep	25	103	-94	9	31
Oct/Nov/Dec	5	66	-43	23	15
Jan/Feb/Mar	25	63	-30	33	4
Apr/May/June	10	38	-67	-29	-12
Totals	65	270	-234	36	38

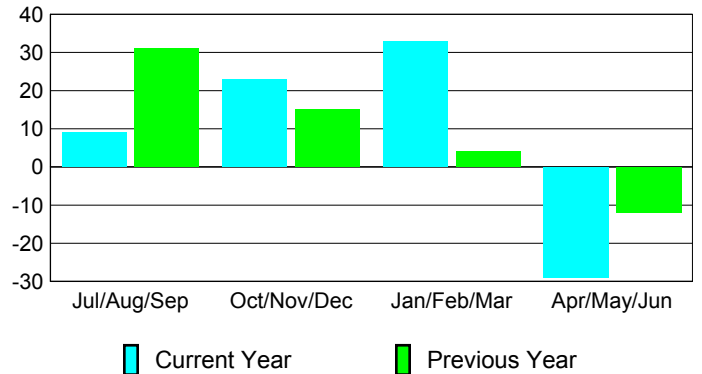
Membership Results 2009-2010

Goal, New, Dropped, Gain/Loss



Comparison of Membership Gain/Loss

Current Year Compared to the Previous Year



Gender Comparison 2009-2010

